

Reception Class Curriculum Letter – Term 6

'Splash!'






Dear Parents and Carers,

We hope you have had an enjoyable half term and are ready for the last term in Reception, before moving to Year 1!

This term, we are going to enjoy a water filled fun learning journey. We will be enjoying finding out about how essential water is and where it comes from and what we need it for. Our journey will begin with a mysterious mess! Ask your children about it!

Our key texts this term will be:



Areas of Learning:

Literacy – We will be continuing to focus on using high frequency words in our writing as well as spelling words with more than one syllable. Also we will be writing our own stories based on the texts we are reading, as well as looking closely at the characters, settings and events of the stories we are sharing. Another skill we will develop will be to give opinions and views about stories we share.

Maths – In Maths, we will be solving problems that apply all of the skills we have learnt so far. These will be linked to our learning of these key texts. As well as this, we will be continuing our knowledge of number, practising doubling and halving as well as recognising and ordering 2 digit numbers and learning about money and time.

In other areas of the EYFS, we will be making links with our water theme, such as learning about things that float and sink and why this happens. Our Personal, Social and Emotional Development will begin to focus on our transition to Year 1 and we will be taking part in lots of activities which make us more familiar with the children in the class already, as well as exploring our new surroundings and routines, ready for September. The key to a successful transition to Year 1 is when children feel that this will be a positive experience and we aim to fully support them in this process. If you have any questions about this, please do not hesitate to ask.

Sharing of Learning Journeys

Every Friday afternoon, between 3.15 and 3.30, the classroom will be open for you to come and look at your child's learning journeys and share their book with them. This will also be an opportunity for you to discuss any queries or ask any questions in order to help your child's learning at home. If for any reason this session cannot take place, we will let you know on the white board outside the classroom. We will be asking you to fill in your comments on these books so that your voice is also a part of your child's learning.

Home Learning

We would like to thank you all for your effort with last terms home learning tasks including reading with your children.






Reading - Letters and Sounds	Please read with your child regularly, even if it is a home or library book. At this stage it is really helpful to discuss the stories that you read and use story language such as, character, setting, beginning, middle and end. Also, encourage your child to predict the ending of the story and give their opinion of the texts that they read. We have sent home High Frequency Word Lists for the children to focus on and they need to be able to read these on sight. Please focus on the 5 words that are marked. Every time we read with your child, we will look at these words and mark the next ones so that they always have 5 to learn at home. Once your child can read these, we have the next list ready. When all these words are learnt, we will send home a spelling book for your child and focus on writing these.
------------------------------	---

Writing

Our Independent Writing Books are working really well. Thanks to all of you who have encouraged your children with this. Keep it up!

Splashing Home Challenges!

If you want to further your learning at home, you might like to try one or more of these challenges:

-  Paint a picture or make a collage of an under the sea image. What can you see under the sea?
-  Design your own pirate ship or pirate flag.
-  Create your own amazing lunch and design a menu for your family. Take photos of your meal to share with your friends.
-  Use Lego or another construction kit to build an amazing ship or boat.
-  With an adult's help, find some objects around your house and test to see whether they float or sink when you put them in water. See if you can predict first what you think will happen and then see if you were right!



Trips and Events

During this term we are planning to visit our friends at East Hoathly for a **'Pirate Day' on Monday 6th July**, where we dress up and take part in fun activities. More details to follow very shortly.

Websites and Links

- www.ictgames.co.uk and www.topmarks.co.uk for Literacy and Maths games.
- www.phonicsplay.co.uk Phase 3, 4 and 5 games, blending sounds and words.
- www.mymaths.co.uk – Maths Games
- If you wish to make learning games to have fun at home, you can print from www.twinkl.co.uk and browse the EYFS Reception section.



Quick Reminders

- Please can you make sure your child brings in a water bottle and their book bag each day.
- Our PE days are Monday & Friday but PE kits should be in all week.
- Sunhats are essential in the warmer weather when we are outside for longer periods of time. We are not permitted to apply sun cream to any child, so children must have it applied before they come to school.

We hope you all have a lovely final term supporting the children in their Early Years learning. Please do not hesitate to come and speak to us if necessary.

Thank you for your support,

Mrs Winchester



Challenge!



To help your child win 5 extra house points, write the names of as many different boats as you can and bring these in to share with your friends. Here are a few examples to help you!

Good Luck!

