

# Who's in the Book?




## Year 1 and 2 Newsletter - Term 3

Dear Parents,

Happy New Year! We hope you all had a great Christmas! This term we are beginning an exciting new topic- **Who's in the Book?** We will be using Charlie Cook's Favourite Book' as a hook for our learning this term. We will explore a range of characters (including pirates and dragons) and different story genres. We will also be investigating different materials in our Science topic.

The learning map attached to this newsletter outlines the areas we will be looking at and some of the work we will be doing in teacher focussed activities and group work. We are also placing an emphasis on improving the presentation of our work and writing quality sentences in all areas of the curriculum.

Some of the texts we will be looking at are:



### Home Learning

#### Mini Home Project - Who is your favourite book character?

Thank you all for your effort with home learning tasks last term, including reading with your children. To link with this term's story focus, we would love the children to create a piece of work dedicated to a particular character from a story. This could be their favourite story or a character from another book they like. We are focussing on writing this term including handwriting and presentation. It would be great if they could do some writing as part of their project. For example, they could describe a dragon from a story or choose a fairy tale character like Goldilocks to write about.

They could bring this in when complete or by **Friday 8th February**.

#### **Reading**

Please read with your child **at least three times a week**, even if it is just for 5 minutes. When reading with your child, please acknowledge the fact that the book has been read by signing and dating in the reading record book.

During reading sessions, please discuss the story with your child and ask them questions about what they are reading. Attached to this letter are some examples that you could use. These questions will help to develop their understanding of what they are reading as comprehension and discussion are key reading skills in Year 1 and 2.

Books are changed three times a week. Additionally, you are also welcome to come into school at the end of the day to change books with your child.

Don't forget that every child who reads three times in a week gets a special entry into the prize draw to win a book in the Friday Celebration Assemblies.

<b>Spellings and homework</b>	<p>Thank you for your continued support with homework. This really is a great way for you to consolidate learning in class and a chance for you to share in your child's learning.</p> <p>Spellings will be given out for the term. Please practise these words with your child at home in their spelling book. These will then be tested on a Friday in school and scores will be written in the book at the end of the day for you to see.</p>
<b>Maths</b>	<p>Please can children continue to learn their times tables at home.</p> <p>Year 1 children should be learning 10x, 2x and 5x tables</p> <p>Year 2 children should be moving onto 3x and 4x tables</p> <p>BBC Bitesize website has links to times tables songs that children can learn.  <a href="https://www.bbc.com/bitesize/topics/zqbg87h">https://www.bbc.com/bitesize/topics/zqbg87h</a></p> <p>MyMaths can be used at home for the children to explore and practise skills from class work whenever they choose.</p>

### Useful Websites

[www.ictgames.co.uk](http://www.ictgames.co.uk) and [www.topmarks.co.uk](http://www.topmarks.co.uk) for Literacy and Maths games.

[www.phonicsplay.co.uk](http://www.phonicsplay.co.uk) Phase 4 - 6 games, blending sounds and words.

If you wish to make games to have fun at home with learning, you can print from:

[www.twinkl.co.uk](http://www.twinkl.co.uk) great resources for supporting all areas of learning.

### Questions to ask your child

- Who is your favourite character and why?
- What is your favourite book and why?
- Can you tell me the story of Charlie Cook's favourite book?
- What other fairy tales do you know?
- Who is your favourite author?



### Quick Reminders

- Please can you make sure your child brings in a **water bottle** and their book bag each day.
- The children must always have a coat in school as the weather can be unpredictable.
- Our PE days are Tuesday and Friday but PE kits should be in all week.
- Wellington Boots - Please can all children have a set of Wellies in school at all times, this is so we can use the field and outside areas when it is wet and muddy.

### Mystery Readers

To encourage the children to read as much as possible, we will be holding 'Mystery Reader' sessions this term where parents, family members or visitors will be able to arrange to come into school at the end of a day to share their favourite story with the class. If you are interested in being a Mystery Reader, please come and see us to book a slot!

As previously, please do not hesitate to come and see us if you have any questions or concerns regarding your child.






















Thank you for your support,

Mrs Winchester and Mrs Pattenden



# 'Who's in the Book?'


## Learning Map - What are we doing in Term 3?

<b>Communication, Language and Literacy</b> 	<b>Letters &amp; Sounds</b> 	<b>Character descriptions</b> <b>Story Telling - Traditional Tales</b>  		<b>Grammar for writing</b> 
<b>Maths</b> 	<b>Time</b> 	<b>Units of measure and scales</b> 	<b>Addition and Subtraction - Inverse</b> 	<b>Multiplication and Division</b> 
<b>Creative Development</b> 	<b>Music</b> Listening to and creating music 	<b>Art –</b> Adding to character puppets		<b>DT – Making character puppets</b> 
<b>Understanding the world</b> 	<b>Science – Uses of Everyday Materials</b> 	<b>ICT –</b> Multimedia Esafety 	<b>RE – Understanding Churches</b> 	
<b>Personal, Social and Emotional</b> 	<b>PSED</b> Developing good relationships 		<b>Respecting the differences between people</b> 	<b>Jigsaw</b> Going for Goals 



What did

\_\_\_\_\_  
(character)  
just do?



Why do you  
think they  
did that?



What do  
you think

\_\_\_\_\_  
(character)  
is like?




What do you  
think will  
happen next?



★

Why do you think that?



★

What do you think this story is about?



★

Which part of the story did you like the most? Why?




★

Which part of the story did you like the least? Why?





Looking at the cover, what do you think this story is about?



How did the story start?



What happened at the end of the story?



What happened in the middle part of the story?






Were there any  
baddies in  
the story?



Were there any  
heroes?



How does  
\_\_\_\_\_  
(character)  
feel at the end?




Which part of  
the story did you  
like the most?  
Why?






How did this story make you feel?




What was the happiest part of the story?



What is the moral to this story?



What type of characters were there in the story?







Has anything  
like this ever  
happened to you?  
What was it?



If you were  
\_\_\_\_\_  
(character) what  
would you do  
differently?



If you could make  
a new ending  
what would it be?



Find an interesting  
description in the  
story. Who or what  
does it describe  
and why is it  
interesting?

