




'Dinosaurs'  
Year 1 and 2 Newsletter Term 3 2019

Dear Parents,

We hope you had a lovely Christmas and New Year. Thank you for all the cards and gifts we received. This term we are beginning an exciting new topic – *Dinosaurs*. We will be learning about different dinosaurs and their characteristics, Pre-historic English history and the extinction of dinosaurs. **We will also be doing Forest School every Wednesday, please ensure your child has their kit in school.**
















Some of the key texts we will be using for our learning are:













		
Description	Non-fiction	Rhyming

The learning map attached to this newsletter outlines the areas we will be learning about and some of the work we will be doing in teacher-focussed activities and group work. We are also placing an emphasis on continuing to learn times tables through maths sessions and at home.

## ‘Dinosaurs’ Learning Map Term 3 2019

What are we learning this term?

Literacy	Description 	Non-Fiction 	Rhyming 
Maths	Shape 	Measure 	Fractions 
Science	Plants 	Survival needs 	Investigating changes over time 
History		Prehistoric England 	
Music		'I wanna play in a band ' 	

ICT	E-Safety 		Algorithms 
PSHE		Dreams and goals 	
Art	Mark making 	Landscapes 	Colour 
RE		Judaism 	

#### Home Learning

<b>Reading</b>	<p>Please read with your child <b>at least three times a week</b>, even if it is just for 5 minutes. When reading with your child, please acknowledge the fact that the book has been read by <b>signing and dating in their reading record book</b>.</p> <p>During reading sessions, please discuss the story with your child and ask them questions about what they are reading. These questions will help to develop their understanding of what they are reading as comprehension and discussion are key reading skills in Year 1 and 2.</p>
<b>Spellings and homework</b>	<p>Spellings will be given out each week on a Friday, then will be tested on the following Friday. Please ensure that books are returned to school as scores will be written in the book at the end of the week for you to see.</p>
<b>Maths</b>	<p>Mymaths homework will be set on Fridays and due back the following Thursday.</p> <p>Please can children continue to learn their times tables at home.</p> <p>Year 1 children should be learning 10x, 2x and 5x tables</p> <p>When secure with the 2x, 5x and 10x tables, children should be moving onto 3x and 4x tables</p> <p>BBC Bitesize website has links to times tables songs that children can learn.  <a href="https://www.bbc.com/bitesize/topics/zqbg87h">https://www.bbc.com/bitesize/topics/zqbg87h</a></p> <p>Purple Mash Times Tables Games:  <a href="https://www.purplemash.com/">https://www.purplemash.com/</a></p> <p>Search for 'speed tests' and then choose the one that you would like to practise.</p> <p>MyMaths can be used at home for the children to explore and practise skills from class work whenever they choose- a new task will be set every Friday.</p>

#### Useful Websites to support learning

<https://www.nhm.ac.uk/discover/dino-directory.html>  
<https://www.nationalgeographic.com/science/prehistoric-world/dinosaur-extinction/>  
<https://www.dkfindout.com/uk/dinosaurs-and-prehistoric-life/dinosaurs/>

#### Reminders

- Please can you make sure your child brings in a **water bottle** and their **book bag** each day. No rucksacks, please, as these are taking up room on the pegs.
- Our PE days are **Tuesday** and **Friday** but PE kits should be in all week.
- Wellington Boots – Please can all children have a set of wellies in school at all times, this is so we can use the field and outside areas when it is wet and muddy.

### Key Questions



What color were the dinosaurs?



How (and when) did the dinosaurs go extinct?

How many dinosaurs were there?

What was the **biggest** dinosaur?

What was the **smallest** dinosaur?

Which dinosaur was the **largest meat-eater**?

Were there more **plant-eaters** or **meat-eaters**?

### Key Words:

- dinosaur      -eggs      -Tyrannosaurus      -carnivore  
- horns      -teeth      -skeleton      -herbivore

We hope you all have lovely term supporting the children in their learning and can see how much they have learnt already. Please do not hesitate to come and speak to me if you have any questions,

Thank you for your support.

Mrs Mackarness and Miss Frankel.