



Term 6 Week 2

Friday 12th June

Executive Headteacher:

Mr James Procter

Emails:

office@chiddingly.e-sussex.sch.uk

office@easthoathly.e-sussex.sch.uk

nurseryadmin@easthoathly.e-sussex.sch.uk

office@st-maryhartfield.e-sussex.sch.uk



What a busy week it has been! There has been lots of fantastic learning going on around each school site and, despite the turn in the weather, outside learning continues to be enjoyed by the children (and staff!).

The children in school have really begun to get back into the swing of learning and are enjoying spending time with friends – it’s been wonderful to hear the giggling and noises of enjoyment coming from each of the classrooms! Well done to those who continue to work hard at home– we continue to be impressed with the range of experiences, projects and learning that you are sending in to your teachers.

Thank you for the support you have shown to the Federation community during this challenging time – enjoy a (hopefully!) sunny weekend.

Pioneer Federation Senior Leadership Team.

**Reading**

Whether for fun or to expand knowledge, reading is the way forward. Let us know what you are reading; write a synopsis to tell us what it was about and



what you thought of it.

Maybe use the short form

enclosed in this Newsletter.

Keep in touch!



**Top Tips for the Week:**

- Sign up to this year’s Summer Reading Challenge.
- Send us information about a book you have read so that we can share with others.
- If you are at home, send in a selection of work - perhaps you will get a certificate!
- If you are in school, remember clean clothes.
- Keep alert in case of Scam phone calls

**Changing and washing your clothes**

Please can we remind everyone who is coming into school that they should wash their clothes when they return home **each day**.

It may be useful to have an old pillow case to pop the clothes straight into so they can remain together in the washing machine.

Thank you.



## Reception - St Mary's

A busy week for Maple Class:



Making boats out of folded paper and testing how to make them travel. Constructing waterways and testing out how to make our boats move best with water wheels and straws to blow them along.



Developing fine motor control to carefully place and match Numicon pegs to make a rainbow.



Making up stories in the sand with small world characters.

## Nursery - East Hoathly

The nursery children have all settled back well and have been enjoying making paper boats and watching each other blow them to see whose was the quickest.

We have been reading 'Lost and Found' and doing lots of activities relating to the story.




### Key workers - East Hoathly

This week, the Key Worker class at EH have been very busy. They have made 3D Roman soldiers and puppet knights. They have also been learning about the stories of 'Antony and Cleopatra', 'Viking Boy' and 'Leo the Knight'.




Out on the playground the children made body maps filled with thoughts about themselves.




### Key workers - St Mary's

Our group have grown in number this week (now up to 6!) and have spent the week working hard juggling the topics of Castles, Romans and Vikings. We have added some of our best work to our 'Star Work' board which includes examples of letter writing, story writing a play script and origami shirts! We have been having fun, singing songs, playing games and helping each other out with our work.



### Key workers - Chiddingly

We have had a brilliant time in the Key Worker Children group! We have enjoyed starting our mornings with PE with Mr Brett! The children have loved using their own laptop to guide their learning and mark their own work! On Tuesday, we found an unidentified egg on the field and carried out an eggcellent investigation to find out which bird it belonged to! The children put on a brilliant play of Jack and the Beanstalk based on Maxwell and Holly's literacy task for this week.



**Year 1 - East Hoathly**

Year 1 have been learning to count in 2s, 5s and 10s this week.



We went to the 100 square on the playground to jump up in these numbers. We have also been learning about knights, we made our own knights out of tin foil!




**Year 1 - St Mary's**

This week we have been learning about knights and their armour - we then made our own knights out of tin foil, complete with their own coats of arms on their mini shields!




**Year 6 - Chiddingly**

In Year 6 we have been continuing with our work about Vikings. We have been building on our Viking longboat, adding a head and tail.



We have also been learning about Viking goddesses and writing about them.



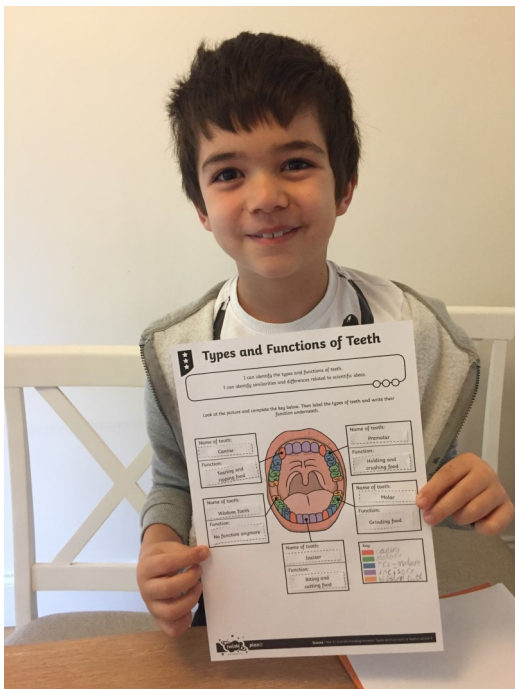
**Year 6 - East Hoathly**

Year 6 have made shields and bug hotels this week as we continue to learn about The Vikings!

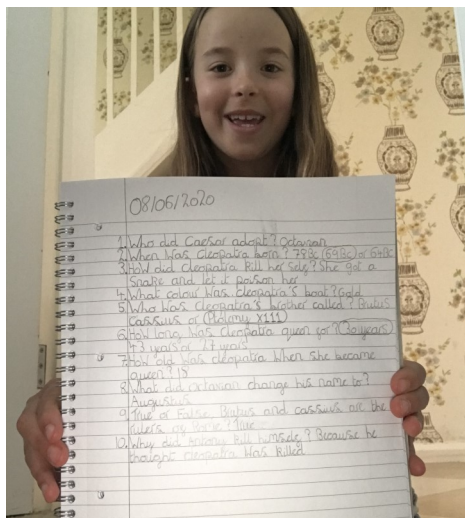


**We continue to have fabulous photos sent in showing the wonderful things you are doing at home:**

Troy has been enjoying learning about teeth!



Esrah has been learning all about schools in Roman times and how to write a letter; then keeping fit with Mr D!



Megan has been working hard on her literacy where she created quiz questions about Antony and Cleopatra

As well as finding time to have fun on the River Ouse



## Assembly - St Mary's

St Mary's followed in Chiddingly's footsteps and had their first ever virtual celebration assembly!

The children in each classroom took it in turns to share what they had been up to during the week with stories, paintings and Viking shields being proudly shown off. Mr Cline's group even prepared us a song that they sung so loudly (with the rest of the children joining in and dancing!) it could be heard throughout the whole school - amazing! The adults also shared their favourite moments of the week before singing a loud happy birthday to Miss Banks and the other children that we knew had had birthdays during the last couple weeks. Mrs Neville joined us and shared some of the work she has received through the class email addresses so please do continue to send these in as we love to see what everybody is doing.

It was so lovely to get everybody together again and see how proud the children of the work they are doing and how happy they are to be in school.



## Assembly - East Hoathly

This week, it was East Hoathly's celebration assembly! We were so excited to see children and grown ups from other bubbles and especially excited to see Mrs Smith who joined in from home! It was great to hear about the fantastic learning that has happened at East Hoathly this week – Viking shield and bug hotel creations in Year 6; silhouette paintings and role play as Mr Procter and Miss Lewis in Reception; counting in 2s and 5s and making frogs out of paper in Year 1; reading 'Lost and Found' and having paper boat races in Nursery; exploring Anthony and Cleopatra, making 3D characters from shape nets and fantastic writing in Mr Lulham's bubble! What a busy week!



Well done to the children who were awarded 'Learner of the week' this week and received a certificate too! It was lovely to see so many smiley faces on the screen!

### For Information: The Open for Parents website



The [Open for Parents website](#) is a family-friendly source of information, advice and guidance to parents and carers in East Sussex. The content points to both local and national information and resources and includes COVID-19 relevant content as well as education, health, wellbeing, parenting, financial and community service information. Information has been sourced in collaboration with colleagues from SLES, SEND, CLASS, Early Help and Children's Centres.



### SCAM PHONE CALLS AND EMAILS TO EAST SUSSEX FAMILIES:

We have recently become aware of a report made by a relative of an East Sussex pupil. It appears they received a phone call from someone claiming to be the Headteacher at the pupil's school; they used the correct Headteacher name and contact details. This individual went on to claim that due to the COVID-19 lockdown, the school had incurred additional costs for purchasing books for this pupil and the family were requested to contribute £100 towards these costs.



This call was **not** made by the school concerned; parents of this school concerned have been advised that the schools are not asking for contributions of this sort.

Please consider advising parents at your school of this most recent scam to ensure they or their family are not targeted in this way.

### Help Required:

Last week you will have seen the fabulous new mural created by the talented Miss Waterman at Chiddingly. East Hoathly would also like to recruit Miss Waterman to do a similar mural on the exterior of year 5/6. At present, the wall is very rough and bubbly and not suitable for painting a mural on so we are looking for a skilled volunteer to smooth the wall. We are happy to purchase any materials required.

If this is something you can do, please email the East Hoathly school office with the subject 'School Mural'.

Many thanks.



Chiddingly Primary School

Tel: 01825 872307

East Hoathly CE Primary School

Tel: 01825 840247

St Mary the Virgin CE Primary School

Tel: 01892 770221

Website: [www.pioneerfederation.co.uk](http://www.pioneerfederation.co.uk)

## Ideas for activities at home:

# Starters for STEM



Starters for STEM are 10 activities that parents can use at home to help children develop their science, technology, engineering and maths skills. These activities are easy to resource and provide children with the stimulus to talk about the world around them. If you see a link you can explore how to extend these activities, you will need to sign up, for free, to access these materials. Don't forget to share your work on social media

## #ScienceFromHome

### Spacecraft Models

Make paper models of ESA spacecraft through cutting out and sticking the templates provided in this link:

<https://www.stem.org.uk/rxetru>

### Floating and Sinking

What can you find in your house that sinks in the bath?

Are there things that float? What do you notice? Can you sort them.

### Felt pen chromatography

Do you have any coffee filters or sugar paper? With some felt pens colour a little square onto the paper. Then place a drop of water onto the colour. What do you see? Is it the same for different colours? What do you think is happening?

<https://www.stem.org.uk/rx32hb>

### Magnet games

Use a fridge magnet and some paper clips to design a game.

It could be a fishing game or maybe a maze on a paper plate. You will need to test to make sure you magnet will attract the paper clip through the different materials.

There are lots of possibilities when you use your imagination!  
<https://bit.ly/3gQUpsw>

### Creating crystals

Fill an old jar with water and pour salt, stirring to dissolve it. Keep adding salt until no more can dissolve. Tie a paperclip onto a length of cotton and hang it from a straw, or piece of wood placed across the top of the jar. Leave the jar somewhere safe and observe what happens over the next few days and weeks.

<https://www.stem.org.uk/rxyxp>

### Good vibrations

Cut a piece of thread, make sure it is a bit longer than your arm. Tie the middle of it around the handle of a fork.

Wind each end of the thread around one finger on each of your hands, so you are holding the thread, with the fork dangling down.

Place your fingers just near your ears, but not inside them! Knock the fork gently against a table.

What can you hear?  
<https://bbc.in/2XrXHUG>

### Beulah Henry 1912 – 1970

Beulah was a famous American inventor who invented over 100 new products. She made several umbrella inventions from clip on covers to special umbrella bags.

If you were going to design an umbrella what would it look like and what materials would you use?

Try making a model umbrella using junk box materials you might find at home.

<https://bit.ly/2XYFu72>

### Lovely Lava Lamp

Create coloured water by adding a few drops of food colouring. Fill a tall container with a mixture of equal parts coloured water and cooking oil. Stir them up and watch what happens. Have a think why? Add a effervescent vitamin C tablet and watch what happens now. You have created your own lava lamp.

<https://www.stem.org.uk/rx32ha>

### Sorting salt and pepper

The salt and pepper has be mixed together. How can you separate the two ingredients? Use everything you know about separating materials to help solve the problem.

You will need some kitchen roll, cups a plate, water and salt a pepper.  
<https://bit.ly/3d7bqMV>

### Food chains

All animals need food to live. Some animals eat plants, herbivores, and some animals eat other animals, carnivores.

Create a paper chain to show what different animals eat and how they are linked. E.g. first link - leaves, second link caterpillar, third link mouse. What could go on the fourth link?

<https://bit.ly/2xtCO28>

Week beginning 8th June 2020

## Recommended Reads!

My name is.....

The book I am recommending is .....

By .....

This book is suitable for age (please circle)

*Under 4s 4-5 5-7 7-9 9-11 11+ everybody*

I recommend this book because :



**And finally:**

**The East Sussex Library Summer Reading Challenge is on!**



We are delighted to announce the theme of the 2020 Summer Reading Challenge:

– a celebration of funny books, happiness and laughter, featuring bespoke artwork from award-winning children's author and illustrator, Laura Ellen Anderson.

The Reading Agency, who produce the scheme each year, have designed an all-new updated Summer Reading Challenge website <https://sillysquad.org.uk/> which they are launching on **Friday 5th June** to keep children reading over the summer and support parents and carers with children already at home. This will be the only way for children to take part in the Challenge this year, due to the disruption caused by Covid-19. Because children will be taking part at a national rather than local level we will not be sending finishers' certificates to schools in the autumn term for presentation.

A whole host of virtual events with guest celebrities and authors will take place on the [Summer Reading Challenge Facebook page](#) on Friday 5<sup>th</sup> June to mark the launch of the digital Challenge. The Challenge website will be free to access and a place for children to rate and review their books and work towards their reading goal. It will also feature video content, games, quizzes, and digital and downloadable activities to incentivise and encourage children and their families to take part in the Challenge at home.

Go to <https://summerreadingchallenge.org.uk/> where children taking part in the Challenge can join the Silly Squad, an adventurous team of animals who love to have a laugh and get stuck in to all different kinds of funny books!

Although we won't be offering the usual incentives through our libraries we do hope that children will still participate by borrowing books from our great e-book collection where we have over 1400 titles for children to choose from: <https://eastsussexlibrary.overdrive.com/library/kids>