




## 'Toys'

### Beech Newsletter Term 1 2020

Dear Parents,

Welcome back, we have been so proud to see how settled the children have been when coming back to school; it has been lovely to see their enthusiasm and resilience this week! Our new topic is 'Toys'. We will be learning about the toys we play with, the toys our parents played with, the toys our grandparents played with and also toys that are even older than that! Alongside this we will be learning about the materials that are used to make toys and design and make our own toys.

Some of the key texts we will be using for our learning are:



If you would like a learning activity to complete at home during this term with your child, you can choose from one of these activities:




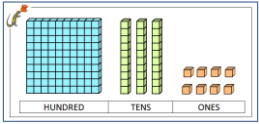
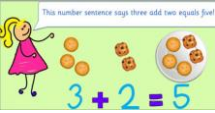





















- Ask a family member about the favourite toy they had when they were younger, why was it their favourite?
- Play a board game with members of your family, how has how we play games changed?
- Have a go at making your own board game.
- Design a new toy, what would it be like?

#### Reminders

- Please can you make sure your child brings in a **water bottle** and their **book bag** each day.
- Can the children please always have a **coat** in school as the weather can be unpredictable.
- Our PE days are **Tuesday** and **Wednesday** but PE kits should be in all week.
- Wellington Boots - Please can all children have a set of wellies in school at all times, this is so we can use the field and outside areas when it is wet and muddy.

# 'Toys' Learning Map Term 1 2020

What are we learning this term?

Literacy	Story writing 	Instructions 	Description 
Maths	Number and place value 	Addition 	Subtraction 
Science	Materials 	Grouping materials 	Suitability for toys 
History	Toys from the 20 <sup>th</sup> century 	Victorian toys 	History of Lego 
Music		Charanga - Hey you!	
ICT	E-Safety 		Lego builders 
PSHE		Emotions 	Being me in the world 
Art and DT	Collages 	Designing puppets 	Making puppets 
RE		God 	

## Home Learning

<b>Reading</b>	<p>Please read with your child <b>at least three times a week</b>, even if it is just for 10 minutes. When reading with your child, please acknowledge this by <b><u>signing and dating in their reading record book</u></b>.</p> <p>During reading sessions, please discuss the story with your child and ask them questions about what they are reading. These questions will help to develop their understanding of what they are reading as comprehension and discussion are key reading skills in Year 1 and 2.</p> <p>Books can be changed at any time; we will be start to encourage the children to learn how to change these independently.</p>
<b>Spellings and homework</b>	<p>We will be assessing the children during the first few weeks of being back at school. A letter regarding the differences between Year 2 and Year 1 spellings/phonics homework will be sent out next week. The homework will start the following week ( week beginning 21<sup>st</sup> September)</p> <p>We will also begin to set the children homework on Mymaths this will begin the week commencing the 21<sup>st</sup> of September and you will receive more information regarding these in due course.</p>
<b>Maths</b>	<p>Please can children continue to learn their times tables at home. Year 1 children should start to learn 10x, 2x and 5x tables.</p> <p>When secure with the 2x, 5x and 10x tables, children should be moving onto 3x and 4x tables.</p> <p>BBC Bitesize website has links to times tables songs that children can learn.</p> <p><a href="https://www.bbc.com/bitesize/topics/zqbg87h">https://www.bbc.com/bitesize/topics/zqbg87h</a></p> <p>Purple Mash Times Tables Games:</p> <p><a href="https://www.purplemash.com/">https://www.purplemash.com/</a></p> <p>Search for 'speed tests' and then choose the one that you would like to practise.</p> <p>MyMaths can be used at home for the children to explore and practise skills from class work whenever they choose.</p>

Please do not hesitate to come and speak to us if you have any questions,

Thank you for your support.

Mrs Mackarness and Miss Frankel