



NEWSLETTER 1 Term 4  
Friday 26th February 2021

Executive Headteacher: Mr James Procter  
Email: [office@chiddingly.e-sussex.sch.uk](mailto:office@chiddingly.e-sussex.sch.uk)

**“Achievement for All, Learning Together, Learning for Life”**

Dear Chiddingly families,

Welcome back after what, I hope was a relaxing and restful half term. There is a real sense of Spring in the air and the news from the Government this week has given us a concrete date to work towards to get all children back into school. We are so excited to have them all back in.

We understand that some of you, and your children, may be apprehensive at the thought of returning. I want to reassure you that we are doing all we can to make the transition as smooth as possible for everyone involved. You will have received lots of information this week about the reopening. We appreciate that this can be very overwhelming, but please do take the time to read the letters so you can fully understand how the school will operate when all the children return on March the 8th.

If you have any concerns about returning, or you are worried that your child is anxious about the return, please do contact the class teacher or the School Office. We are here to support you and the children and it is important that any concerns are communicated so we can deal with them quickly and appropriately.

In the interim, please continue to complete the school work on Google Classroom. I hope you all have a lovely weekend and hopefully the weather will continue to improve.

Mrs Vile

#### **Positivity Quote of the Week** - 'Be Kind'

Our positivity quote of the week is from Roald Dahl, *The Twits*. If you have any suggestions for next week's positivity quote, please let us know!

'A person who has good thoughts cannot ever be ugly. You can have a wonky nose and a crooked mouth and a double chin and stick-out teeth, but if you have good thoughts they will shine out of your face like sunbeams and you will always look lovely.'

A person who has good thoughts cannot ever be ugly. You can have a wonky nose and a crooked mouth and a double chin and stick-out teeth, but if you have good thoughts they will shine out of your face like sunbeams and you will always look lovely.



#### **Important contact details**

School Office Email: [office@chiddingly.e-sussex.sch.uk](mailto:office@chiddingly.e-sussex.sch.uk)

School Telephone: 01825 872307

Class Teacher Email:

[Cp-oak@pioneerfederation.co.uk](mailto:Cp-oak@pioneerfederation.co.uk)

[Cp-beech@pioneerfederation.co.uk](mailto:Cp-beech@pioneerfederation.co.uk)

[Cp-willow@pioneerfederation.co.uk](mailto:Cp-willow@pioneerfederation.co.uk)

[Cp-sycamore@pioneerfederation.co.uk](mailto:Cp-sycamore@pioneerfederation.co.uk)

#### **Reminder**

Please could we remind parents who are collecting their children from school that they should be wearing a face mask or a visor unless exempt. Staff are also wearing masks and visors at drop off and pick up. Please vacate the area as soon as you have dropped off or collected your child. Thank you for your support. Please could we also ask that at school drop off, you and your children remain in your cars until the gates open. Many thanks for your co-operation.

*If you need the newsletter or other school letters to be in a different format, please speak to Mrs Baitup in the school office. If you need help or support with access to any information, please also contact Mrs Baitup.*

## Class Updates

### Oak

This week Oak class have been learning about Jack and the bean stalk. We have made story boards that we used to help us act out and retell the story. Bertie, Frances and McKenzie even read their story to the class and showed everyone their beautiful drawings.

Oak class have also become gardeners this week when they were all given a sunflower to plant. They learnt all about what plants need to grow and how to keep the healthy.

Some children have even been helping out at home with lambing. Pippa showed the class her lambs on Tuesday and has been helping her mummy and daddy look after the sheep and their lambs. This lamb is getting a clean!



McKenzie, Frances (and her sister!) and Pippa planting their flowers!



Theo's story-board

Penelope's storyboard



The lambs on Pippa's farm are being born!



### Beech

Beech Class have been really busy this week and during half term doing lots of different activities.



Emily's ice hanging!



Maxwell's 3d puzzle!



Joseph's Chinese race!



Jocelyn's ice hanging!




Scarlett's frozen glitter hand!



Chloe's Chinese maths!



Lyla's artwork!



Darcy's note she wrote!



Poppy's postcard to Skittles the class puppet!



Lily's Meer-kat fact file!

## Willow

Before the end of term Willow Class were very busy writing their own revolving recipe poems after reading 'George's Marvellous Medicine'. Remember - WARNING - this is a fictional story. DO NOT try this at home! They came up with some brilliant revolving recipes! And enjoyed having Roald Dahl as their topic this term.

They also spent the last day of term celebrating Chinese new year! And created some fabulous pieces which we all shared at our end of term google meet party.

### Luna's Revolting Recipe Poem!

#### My Revolting Recipe Poem

Glosy lipstick in the tin  
A scoop of trash from the bin  
A tuch of coal from the fire  
Smash it quickly in a tire  
Crunch rumble snap and splat  
Stir it up and add a bat  
Boom zap buzz and vroommmmm  
Now mix in dirt from a broom

Arthur pre-  
paring for  
Chinese  
New Year!



### Molly's Revolting Recipe Poem!

#### My Revolting Recipe Poem

Throw in a pinch of dust, this you can trust!  
String in some spider web from a roof, include  
some spiders to, there may be a poof!  
Add a string of dog slobber all goey and warm,  
then from you garden pick the sharepst thorn.

As you stir, watch the potion gloop and glub  
add in some dog food for extra grub.

To finish off the potion, choose some lotion, all  
cold and slimey, you can shout blimey!

Give the pan a shake and watch what the  
bubbles make, bibberdy bobberdy boo, this is  
a potion of gooo!



Molly's take  
on a Mayan  
mud hut!

### Sophia's Revolting Recipe Poem!

#### My Revolting Recipe Poem

Chuck in five boiled bugs  
That taste like slimy slugs  
Slide in a black rat, splat!  
Meow, next add a country cat  
See it bubbling, brewing and burning  
Hear it crackling, cackling and crunching  
Grandma better behave!

Grace's fact  
sheet about  
Chinese  
New Year!



## Sycamore

Sycamore Class finished Term 3 celebrating Chinese New Year in style with much cooking and artwork taking place. This term, we are learning about Inheritance and Evolution (Survival of the Fittest!) and this week we've been finding out lots about Charles Darwin and his theory of evolution.... Thanks to all those still working hard at home and sending in their work and photos.



Melisa  
made a Chi-  
nese fan!



Verity made  
spring rolls!



George had  
some wellbe-  
ing time in the  
snow!



Conner  
made a Chi-  
nese meal!


Michael  
made some  
buns!





# Wellbeing Wednesday

Callum made a fact file on Charles Darwin!



Melisa did some art work on fossils!



Coco did some lovely art work!



Ryan did some forest school!




Sebastian did some nature art work!



Katie did some great art work!



Elijah and McKenzie got out and about! They also planted some flowers!



Pippa spent some time with her Daddy on the farm!



Frances enjoyed planting her sunflower!





Lacey did a fact file on Charles Darwin!

Arthur enjoyed doing some yoga!



Neo did a fact file on T-Rex!




### Captain Sir Tom Moore Challenge

If anyone undertook the Captain Sir Tom Moore Challenge set by the school at the end of last term, please do let us know! We'd love to include it in next weeks newsletter.

### World Book Day

World Book Day is on Thursday 4th March. We are looking forward to hearing about everyone's favourite book and seeing which character you dress up as!



### Local provision for Children and Young People with SEND – a chance to have your say!

East Sussex County Council is looking to improve the outcomes and life experiences of children and young people with Special Educational Needs and Disabilities (SEND). As a part of the development of the new SEND strategy for East Sussex, we are undertaking a needs assessment to look at the needs of our local population, and the extent to which these are being met by current provision and support services. The findings from this needs assessment will directly inform how we approach future provision in the county.

The knowledge, insight and lived experiences of our parents and carers means that, in order to get this right, it's crucial your voices are heard. As a key part of the needs assessment the East Sussex Parent Carer Forum, East Sussex County Council, the CCG and Amaze have worked together to develop a survey to ask parent carers for their views. We want to understand what is important to you, what is working well to support you, and where there are gaps or there is improvement needed to local provision.

The following link will take you to our local survey, which will run from 16 February to 9 March and should take about 15-20 minutes of your time to complete:

<https://consultation.eastsussex.gov.uk/public-health/send-jsna/>

We very much appreciate that, particularly with the circumstances of the current pandemic, your time is limited, so we have tried to design the survey in such a way that the impact on your time is as limited as is possible. Your views will be treated with utmost confidence and anything you say will not be directly attributed to you in the final report.

The needs assessment will be published in full on the [East Sussex JSNA website](#) in the Spring of 2021.

If you have any queries please email [ISENDProjects@eastsussex.gov.uk](mailto:ISENDProjects@eastsussex.gov.uk).

### PFCS News

**Break the Rules Day - Thursday 1st April** - The PFCS have arranged Break the Rules day with support from the school for Thursday 1st April. You can see what it's about on the next page! Each class will have a collection pot for donations and also at the School Reception. Thank you.



**EasyFundraising** - Thank you to all our supporters for raising donations for us by shopping online via #easyfundraising. It's been a difficult year and you are helping to make a difference, so far we've raised £139.35! If you are buying any last-minute gifts, shopping the sales or planning any 2021 get-aways, please remember to keep using easyfundraising so we don't miss out. <http://efraising.org/PQweuLYBxE>

**Amazon Smile** - As well as shopping with EasyFundraising to earn money for the PFCS, we have also registered with Amazon Smile. Register by using the link and start raising even more while shopping online: <https://smile.amazon.co.uk/ch/1072129-0>

### Other ways to support PFCS

**Recycle4Charity** - At the school office we have a collection box for all ink cartridges. Please bring in any used or unused ink cartridges and place in the collection box. We arrange a collection several times a year. (attached an image)

**Stamptastic** - Stamptastic is the fastest way to name your kids belongings. Step away from the ironing board and put that needle and thread away. Stamp instead with Stamptastic. Stamptastic's magic ink withholds 50 washes on care labels without fading. Customise your Personalised Name Stamps online <https://stamptastic.co.uk/collections/named-stamp/products/standard-name-stamp>. Don't forget to use your PTA code (BN86HN) or just use this link [https://stamptastic.co.uk/pages/school-welcome#a\\_aid=5d1ba6f83b081](https://stamptastic.co.uk/pages/school-welcome#a_aid=5d1ba6f83b081) to earn commission for the PFCS.

### Ways to support Pioneer Federation

Mr Herdman the school caretaker has an ongoing collection of crisp packets to help raise funds for the federation. Please bring crisp packets into school and pass to a member of staff or at the office. The collection box is situated in the hall.



# BREAK the RULES DAY



## Rules to be broken include:

- You must not wear pyjamas.
- You must wear matching socks to school.
- You must not have any crazy hair styles/hair accessories.
- No hats allowed.
- You must not wear football shirts to school.
- No tattoos or nail varnish allowed.
- You must wear school uniform.
- Teachers must wear smart clothes.

Here's how it works:

## When?

Thursday 1<sup>st</sup> April  
This is no April fool

Parenikind  
Member Association

Every pupil and teacher will be able to break rules from the list above, for each rule broken, we ask for a donation of 50p.

This is a special occasion, only the above rules are allowed to be broken.

## Google Classroom Timetable

<u>8.30-9.45am</u> 15 minutes 'live' morning registration with Class Teacher and Teaching Assistant. All children should attend and teachers will take a register. They will also share the overview of the learning for the day. These sessions are staggered to allow for families to share devices. Children should be muted and only 'unmuted' to allow for specific questions.	
8:30-8:45am	Year 5 and 6
8:45-9:00am	Year 3 and 4
9:00-9:15am	Year 1 and 2
9:15-9.45am	Reception ( <b>live phonics lesson included in this session</b> )
<u>During hours of the school day</u> Children to complete the learning activities. This will include the following: Daily pre-recorded phonics for Year 1 + 2 (aimed at Y1 level). Daily pre-recorded Maths (all classes) and English (Year 2-6) learning session (led by a teacher or using Oak Academy Trust resources) 1 daily topic-based lesson – this will either be a pre-recorded video or resources with clear instructions.	
<u>Pupil support sessions</u> The Class Teacher and Class Teaching Assistant will hold a live Google Meet for one daily session for have a general question and answer slot from pupils and parents. There will always be two members of staff in these sessions and we would advise parents to also be part of these to ask any questions. If teachers identify that pupils require 1:1 or small group tutorials, they will arrange these with individuals.	
9:45-10:30am	Year 5 and 6
10:30-11:15am	Reception
11:15-12:00pm	Year 1 and 2
1:00-1:45pm	Year 3 and 4
<u>2.15-3.30pm</u> 15 minutes 'live' session with Class Teacher and Class Teaching Assistant. This is to provide the children opportunity to share what they have done during the day or read a class story together. These sessions are staggered to allow for families to share devices. Children should be muted and only 'unmuted' to allow for specific questions or sharing.	
2:15 – 2:30pm	Reception
2:30 – 2:45pm	Year 1 and 2
2:45-3:00pm	Year 3 and 4
3:00-3.15pm	Year 5 and 6

## How to use Google Classroom

There is a handy step by step guide on how to use Google Classroom available on our website. You can find it [here](#).

## East Hoathly to Malawi Challenge

The Pioneer Federation Schools have travelled a distance of 3405 miles!

If you have been taking part, please send your distances in so we can include them in our distance!

