



# Turrets and Tiaras!

## Reception Term 5






Dear Parents,

Welcome back, I hope you all had a lovely Easter break!

Our topic this term is 'Turrets and Tiaras'. We will be spending time learning about castles, knights, kings and queens. As part of this topic, we will look at non-fiction books and will be writing letters, posters and invitations. We are also planning on enjoying a Royal Banquet with our friends. This term's learning will begin with a very mysterious visitor to the classroom!

Some of the texts we will be looking at are:



### Home Learning

We would like to thank you all for your effort with last term's re-introduction to school. It has been great to have all the children back in school and re-familiarising themselves with our routines and learning expectations. The children are making progress with learning sounds by reading every day at home this will help the children become more secure. We will start giving small homework tasks as we have been this term.

<b>Reading</b>	Please read with your child regularly, even if it is just for 5 minutes. It is really important that the children bring their book bags, yellow reading record and their reading book into school <b>every day</b> . When reading with your child, please acknowledge the fact that the book has been read by <b>signing and dating in the comments book</b> , or you may like to add a positive or helpful comment in the reading diary. <b>(Please make sure you do this we want to beat the rest of the school in the reading challenge each week.)</b>
<b>Writing</b>	The children will be practising their letter formation. We will have a go at writing with the letter families, curly caterpillar letters, ladder letters, one arm robots and zig-zag monsters. Please also help them to try to be independent and secure with their name writing and forming the letters in their name correctly.
<b>Maths</b>	The most important thing for children in their reception year is that they can read, write, order and recognise numbers to 20. Please encourage the children to count their toys when playing and try to write and use numbers when appropriate at home.
<b>Home Creative Task</b>	<b>If you would like to, you could support the children to have a go at making their own knight's shield. You could use cardboard and decorate with paint, stickers, sequins or anything you choose. Think about designing a shield with your family name on, or a beautiful pattern or picture.</b>

### Key questions to ask your child at home:

- Who lived in a castle?
- How is living in a castle different to living in a house?
- Who worked in a castle?
- What job would you like to have done in the castle?



### Key vocabulary

Castle, knights, princesses, kings, queens, moat, drawbridge, jousting, banquet, portcullis, crenulations

### Useful Websites

[www.ictgames.co.uk](http://www.ictgames.co.uk) and [www.topmarks.co.uk](http://www.topmarks.co.uk) for Literacy and Maths games.

[www.phonicsplay.co.uk](http://www.phonicsplay.co.uk) Phase 3 and 4 games, blending sounds and words.

If you wish to make games to have fun at home with learning, you can print from:

[www.twinkl.co.uk](http://www.twinkl.co.uk) and search Knights, Castles or Kings and Queens, to find games and activities to learn vocabulary and facts linked to the topic.

### Please Help

We would love to construct some large castles out of large boxes and junk models. Please can you donate any LARGE boxes for us to construct with. We will also be making little castles of our own and I'm sure many of them will include turrets so please donate any toilet roll tubes or kitchen roll tubes.

### Quick Reminders

- Please make sure your child brings in a water bottle and their book bags each day. Their water bottle should be filled with water as per the schools policy. The children are provided with a free fruit snack at school which they love so there is no need to provide your children with additional snacks.
- Can the children please always have a coat in school particularly as the British weather is unpredictable. Now that the weather is getting warmer, children will need a sun hat and sun cream applied before school. We spend a lot of our time outside and need to ensure that the children are safe.
- Our PE days are Wednesday but PE kits should be in all week.



We hope you all enjoy sharing this learning journey with your children. Please do not hesitate to come and speak to us if you have any questions or queries.

Thank you for your continued support,

Miss Boswell, Ms Eldridge and Mrs Champion













# 'Turrets and Tiaras'

## Learning Map

What are we learning this term?



<b>Literacy</b> 	<p>Stories and Non-fiction Texts</p>   	<p>Invitations and WANTED posters</p>  
<b>Maths</b> 	<p>Addition, Subtraction with teen numbers</p> $\begin{array}{cc} 3+17 = 20 & 17+3 = 20 \\ 4+16 = 20 & 16+4 = 20 \end{array}$ <p>Part, part whole</p>	<p>2D/ 3D Shapes and Problem Solving</p> 
<b>Expressive Art and Design</b> 	<p>Dancing and Movement</p> 	<p>Castle Themed Role Play &amp; Construction</p> 
<b>Understanding the world</b> 	<p>Castles, Knights</p> 	<p>Living in the past, old and new castles</p> 
<b>Personal, Social and Emotional</b>	<p>Keeping Happy</p> 	<p>Jigsaw Unit Playing games and taking turns</p> 
<b>Physical Development</b>	<p>Fine motor skills – Threading and tying</p> 	<p>Healthy Me! Banquets</p> 
<b>Communication and Language</b>	<p>Listening and Talking to others</p> 	<p>Confidence to ask questions</p> 