



Once Upon a Time

What happens in fairy tale land?

Reception Term 3






Dear Parents,

Welcome back and Happy New Year. We hope you all had a lovely Christmas break!

We will be starting this new year by revisiting rules and routines and discussing some of our new year resolutions. Our topic this term is 'Once upon a time'. We will be spending time learning about castles, knights, kings and queens. As part of this topic, we will look at non-fiction books and will be writing letters, posters and invitations. We are also planning on enjoying a Royal Banquet with our friends. This term's learning will involve a mystery visitor in the classroom and we are also hoping to go on a school trip to a castle this term too.

Some of the texts we will be looking at are:



Home Learning

Reading	<p>Please read with your child regularly, even if it is just for 5 minutes.</p> <p>It is really important that the children bring their book bags, yellow reading record and their reading book into school every day.</p> <p>When reading with your child, please acknowledge the fact that the book has been read by signing and dating in the comments book, or you may like to add a positive or helpful comment in the reading diary.</p>
Writing	<p>The children will be practising their letter formation. We will have a go at writing with the letter families, curly caterpillar letters, ladder letters, one arm robots and zig-zag monsters.</p> <p>Please also help them to try to be independent and secure with their name writing. When writing at home your child makes like to use a sound mat. These were part of your reading meeting pack but please come and as if you would like a new one as they are very helpful in supporting new writers.</p>
Maths	<p>One of the most important things for children in their reception year is that they can read, write, order and recognise numbers to 10 and 20. Please encourage the children to count their toys when playing and try to write and use numbers when appropriate at home. Can the order toys e.g from biggest to smallest or heaviest to lightest?</p>
Home Creative Task	<p>If you would like to, you could support the children to have a go at making their own knight's shield or princess' hat!</p> <p>You could use cardboard and decorate with paint, stickers, sequins or anything you choose. Think about designing a shield with your family name on, or a hat with a beautiful pattern or picture.</p>

Key questions to ask your child at home:

Who lived in a castle?

Who worked in a castle?

How is living in a castle different to living in a house?

What job would you like to have done in the castle?



Key vocabulary

Castle, knights, princesses, kings, queens, moat, drawbridge, jousting, banquet, portcullis, crenulations

Useful Websites

www.ictgames.co.uk and www.topmarks.co.uk for Literacy and Maths games.

www.phonicsplay.co.uk Phase 3 and 4 games, blending sounds and words.

If you wish to make games to have fun at home with learning, you can print from:

www.twinkl.co.uk and search Knights, Castles or Kings and Queens, to find games and activities to learn vocabulary and facts linked to the topic.

Please Help

We would love to make some junk models castles. Please can you donate any boxes for us to construct with. We would also love any tubes you may have at home to help us make the towers.

Quick Reminders

- Please can you make sure your child brings in a water bottle and their book bags each day. This should be filled with water only. The children are provided with a free fruit snack at school.
- Can the children please always have a coat in school especially during the winter months.
- Our PE days are Wednesday. Please make sure PE kits are In school. We will send them home as and when needed.



We hope you all enjoy sharing this learning journey with your children. Please do not hesitate to come and speak to us if necessary.

Thank you for your support,

Miss Boswell and Ms Eldridge