



## Newsletter Term 4







### How does it Grow? The Great Outdoors

Dear Parents,

We hope you have a great Half Term. Our topic for Term 4 is 'How does it grow? The Great Outdoors'

Our key texts this term are:



### Areas of Learning

**Literacy:** Our focus in literacy this term is using our phonic knowledge to write for different purposes. In reading, our phonics knowledge, high frequency and tricky words will develop further and we will be talking about the events in the books we read and predicating what will happen next.

**Maths:** In maths we are going to secure our knowledge of addition and subtraction with the support of objects. We will be using insects to help us learn more about doubles and halves. We are going to be exploring 3D shapes through junk modelling and linking this to our music sessions. In addition to this we will be beginning to estimate and be counting out amounts. We will be thinking lots about number bonds for numbers 0-10.

### **Understanding the World**

The children will also be making lots of observations and predictions about things that grow. We will be encouraging walks outside to look at natural habitats and different cultures and different places in the world. We will be thinking about how animals grow and change and how the world changes around us. We will also be setting up our vegetable patch and growing sunflowers.

## Home Learning

### A few reminders for the new term.

<b>Reading</b>	Please continue to read with your children at least 3 times a week. More information will be coming about a reading meeting to go over the new phonics scheme and digraphs/ trigraphs.
<b>Writing</b>	The children will be practising their letter formation. Please help with this at home using the letter formation sheets attached. Please also help them to try to be independent and secure with their name writing.
<b>Maths</b>	The most important thing for children in their reception year is that they can read, write, order and recognise numbers to 10. Please encourage the children to count their toys when playing and try to write and use numbers when appropriate at home. We will be exploring teen numbers within games and counting.

### Key questions to ask your child at home:

What does a plant need to grow?

What do you grow at home?

What is your favourite thing to do outside?

What job would you like to do outside?

### Key vocabulary

Plants, growing, Spring, soil, water, leaves, roots, grow, forest, woods, animals, life cycles, weather, sun, rain, earth, mud

### Can you help?

Next term we will be doing a lot of gardening. We will be starting to grow fruit, vegetables and flowers. To do this we will need lots of compost. If anyone could donate some to the school we would really appreciate it.

### Useful Websites

[www.ictgames.co.uk](http://www.ictgames.co.uk) and [www.topmarks.co.uk](http://www.topmarks.co.uk) for Literacy and Maths games.

[www.phonicsplay.co.uk](http://www.phonicsplay.co.uk) Phase 2 and 3 games, blending sounds and words.

If you wish to make games to have fun at home with learning, you can print from:

[www.twinkl.co.uk](http://www.twinkl.co.uk) and search plants, outside, growing, to find games and activities to learn vocabulary and facts linked to the topic.

### Quick Reminders

- Please can you make sure your child brings in a named water bottle and their book bags each day. This should be filled with water only. The children are provided with a free fruit snack at school.
- Can the children please always have a coat in school especially for wet and rainy days- we still play outside!
- Our PE day is Wednesday. Please ensure PE kits are in school for the rest of the week.
- We will also be doing forest school this term so please make sure your child has their forest school kit in school every Thursday.



We hope you all enjoy sharing this learning journey with your children. Please do not hesitate to come and speak to us if you have any questions.

Thank you for your support,

Miss Boswell and Ms Eldridge