

'The Great Fire of London'



Beech Class Newsletter Term 3 2022



Dear Parents,

Our new topic is The Great Fire of London. We will begin the term looking at London and how it has changed through history and we will be looking at the events of the Great Fire and closely about how people lived at that time. We will also be looking at historical figures such as Samuel Pepys.

Some of the key texts we will be using for our learning are:



Questions to ask at home:


















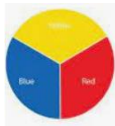





- When was the Great Fire of London?
- How is London different today than it was in that time?
- Why did the fire spread so quickly?
- What equipment is inside a fire engine?
- How would you call the fire brigade if you needed them?

Home Learning Tasks

You could have a go at some of these at home:

- Make some bread or cakes with your family, just like they would have done in the Pudding Lane Bakery.
- Find out about houses in 1666 - what caused them to catch fire so quickly? Were there any other reasons that the fire spread?
- What is the monument in London City?
- Could you design your own fire engine using your own building materials at home? (lego, junk modelling, building blocks etc.) Take a photo of your creations and let us see how you got on.

The learning map attached to this newsletter outlines the areas we will be learning about and some of the work we will be doing in teacher-focused activities and group work.

Literacy	Non Fiction text 	Narrative 	Recount 	Poetry 
Maths	Multiplication 	Number and place value 		Money 
Science	Seasons 			
History & Geography	Landmarks 	Human and physical features 	The Great fire of London 	Samuel Pepys - Diary writing 
ICT	E-Safety 		Coding 	
PSHE		Dreams and Goals		
Art and DT	Painting skills and artists  Primary Colours  Primary and Secondary Colours 			
RE	Understanding Christianity: creation   			

Home Learning

Reading	Please read at least 3 times a week and record this in your reading records. We collect the reading records in on a Friday.
Phonics Year 1	Children in year 1 will be sent home with a phonics homework sheet on a Monday which will share the sounds, sentences and spelling we will have covered during the previous week. The children can share their learning with you. There isn't a formal spelling test in Year 1, however there are 5 words at the bottom of the sheet that they have learnt in school that week and it would be great to practise these at home too! Their phonics and spellings all fit in with Little Wandle scheme we follow at school.
Phonics/ spelling Year 2	Children in Year 2 will be sent home with spellings based on the spelling curriculum rules they will have been taught during the week on a Monday , they will be tested on these on the following Monday .
Maths	Maths homework will be set on a Monday and needs to be returned on the following Monday . The children can bring it back in whenever they have finished it during that week and put it in the 'finished homework' box.

Useful Websites to support learning

<https://www.theschoolrun.com/homework-help/great-fire-london>

<http://www.fireoflondon.org.uk/game/>

Reminders

- Please can you make sure your child brings in a **water bottle** and their **book bag** each day.
- Please can you make sure your child's jumper has their name inside.
- The children will need to have a **coat** in school everyday as the weather can be unpredictable.
- Our PE is on **Wednesdays** and **Fridays** but PE kits should be in every day as we sometimes have other active sessions throughout the week.

Thank you for your continued support.

Mrs Mackarness and Mrs Wilkinson