


What makes a Great Explorer?

Year 1 and 2 Newsletter Term 5 2024

Dear Parents and Carers,

We hope you all had a lovely Easter break and welcomed in the spring weather with family and friends. In term 5, we will become explorers! We will be using different text to help us understand 'What makes a Great Explorer?'. We will look at some famous explorers including Ernest Shackleton and linking this to coastlines and continents through writing our own narratives and information texts. We will be making sculptures in DT using recyclable resources as well learning more about the Muslim religion, and how to make spreadsheets on the computer. In Maths, we will continue to build our mathematical skills of multiplication and division as well as adding new skills of statistic and fractions. In week 1, we will be visiting a local farm now that spring in is in full swing and will hope to see some baby animals. In week 5, we will be visiting Eastbourne beach to create some beach art and do some exploring of our own. (More details on the trips to follow). It is set to be a great term full of wonderful hands on learning opportunities that we hope the children will enjoy sharing with you!


Some of the texts we will be using for our learning are:



Narrative writing



Postcards



Information texts

If you would like a learning activity to complete at home this term with your child, you could choose from one of these example activities:

- Make a sculpture from recycled materials. Maybe an explorer's ship or a famous building?
- Research an explorer... Where did they go? What did they find?
- Create an explore logo/badge
- Create an informative text for a place you have explored or a new place you have found out about

The learning map attached to this newsletter outlines the areas we will be learning about and some of the work we will be doing in teacher-focussed activities and group work.

Helping to enrich our topics





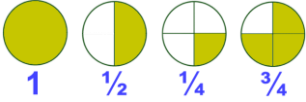











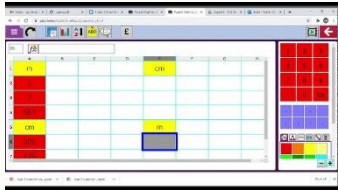






It is always great to have items that support our topic, so if anyone has any items that may help us with any of the work above that we could borrow, we would love to see them. We will have a topic-based sharing session on Monday's and Friday's.

Year 1 will be on a Monday and Year 2 will be on a Friday.

If the children do bring in objects, please name them or put them in a labelled bag.

'What makes a Great Explorer' Learning Map Term 5 2024

What are we learning this term?

<p>Literacy</p>	 <p>Narrative writing</p>	 <p>Postcards</p>	 <p>Information texts</p>
<p>Maths</p>	<p>Y1 Multiplication & division Y2 Statistics</p> 	<p>Fractions</p> 	<p>Y1 Place value withn 100 Y2 Problem Solving</p> 
<p>Science</p>	<p>Observe</p> 	<p>Habitats</p> 	<p>Questioning</p> 
<p>Geography</p>		<p>What do we find on the coast? Why is it changing?</p>	
<p>History</p>		<p>Who discovered where? Explorers around the world.</p>	
<p>Music</p>		<p>Explore different periods of music</p>	
<p>ICT</p>		<p>Spreadsheets</p>	
<p>PSHE</p>		<p>Relationships</p>	
<p>DT</p>		<p>Sculptures and recycled materials</p>	
<p>RE</p>		<p>Who is a Muslim and how do they live? (part 2)</p>	

Home Learning

Reading	<p>Please read with your child at least three times a week. When reading with your child, please acknowledge the fact that the book has been read by <u>signing and dating in the reading record book</u>. During reading sessions, please discuss the story with your child and ask them questions about what they are reading. These questions will help to develop their understanding of what they are reading as comprehension and discussion are key reading skills in Year 1 and 2. The children will be bringing home a library book alongside their reading book to share with you each week and changed on a Monday. This might be one they can read themselves but they might choose it as a book for sharing time with an adult at home.</p> <p>Our new 'reading raffle' incentive will be logged at the end of every week and each child will get their 'name in the hat' if they have read 3 or more times that week. At the end of the term all the names will be entered and a winner will be chosen for a book voucher!</p>
Phonics (y1)	<p>The children will continue to bring home a phonics sheet with the words, sentences and spellings they will have learn the previous week. Please ask your children to read the sounds and words on these sheets to you. They can form part of their weekly reading logs at home and can be recorded in their reading record books.</p>
Maths/ grammar (y2)	<p>Year 1 and 2 will be continuing with their maths CPG books, these are due in on a Friday and sent home on a Monday. We will be starting the spring term activities.</p> <p>Year 2 will continue completing their spelling/grammar books, these are due in on a Friday and sent home on a Monday.</p>

Useful information and reminders:

- Please can you make sure your child brings in a **water bottle** and their **book bag** each day. We use their books daily so these need to be placed in a box in the mornings.
- The children will need a **named coat and hat** as the weather starts to get a bit warmer (hopefully!)
- Our PE days are **Tuesdays and Thursdays** so please send your child into school in their PE on these days. Please ensure this consists of shorts/trousers, t-shirt, jumper and trainers or plimsolls.

We hope you all have lovely term supporting the children in their learning. Please do not hesitate to come and speak to us if you have any questions.

Thank you for your support.

Mrs Mackarness and Mrs Wilkinson