

# 'Famous Faces'

## Beech Class Newsletter

### Term 5 2025






Dear Parents,

We hope you all had a lovely Easter Holidays! This term we are beginning an exciting new topic- **Famous Men and Women from the past and present**. We will be using this topic to explore lots of famous people from the past and comparing them with famous people today!

**Forest School** this term will be on **Thursday 8<sup>th</sup> May**. Please make sure your child comes into school in appropriate clothing.

Some of the key texts we will be using for our learning are:



#### Questions to ask at home:









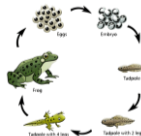












- Who are the famous people in our topic?
- Would you like to be famous? What would you be famous for?
- Look at the time periods that our famous people lived in.
- How are the lives of our famous people different?

#### Home Learning Tasks

**You could have a go at some of these at home:**

- Art linked to a famous person (painting, recycled model etc)
- Fact file about a famous person
- Create a famous character of your own
- Write/talk about who inspires you / find out who inspires someone in your family

The learning map attached to this newsletter outlines the areas we will be learning about and some of the work we will be doing in teacher-focused activities and group work.

Literacy Information Narrative Instructions			
Maths	Money 	Fractions 	Time 
Science	Animals including humans (offspring)   		
History	Who are the great history makers? How do people create change?     		
ICT	Coding 		
RE	Judaism   		
DT	Cooking 		
PSHE	Relationships 		
Music	Music linked to Famous people 		

Each week we will be focusing on a different famous person:



**Week 1:** Neil Armstrong

**Week 2:** Katherine Johnson

**Week 3:** Rosa Parks

**Week 4:** Frida Kahlo

**Week 5:** Taylor Swift & Elton John

## Home learning:

<b>Reading</b>	<p>Please read with your child at least three times a week, even if it is just for 5 minutes. When reading with your child, please acknowledge you have read by recording this on Boom Reader.</p> <p>During reading sessions, please discuss the story with your child and ask them questions about what they are reading. These questions will help to develop their understanding of what they are reading. They will come home with a new reading book every Friday and can also bring a library book home if they wish!</p>
<b>Phonics</b> Year 1	Each week a phonics home learning sheet will come home. This will show you the learning we will be covering in the week. Your child could read this as part of their weekly reading.
<b>Maths</b>	Maths homework will be set via <i>Mathletics</i> on a Monday to complete within the week. If you would like paper copies of the homework please ask.
<b>Spelling</b>	<p><b>The spelling rules and patterns we will be learning about this term are:</b></p> <p>Adding –es to nouns and verbs ending in –y</p> <p>Adding –ed, –ing, –er and –est to a root word</p> <p>The possessive apostrophe (singular nouns)</p>

**Thank you for your support.**

Mrs Mack, Mrs Hill, Ms Eldridge & Miss Waterman