





'Glorious Growing' Beech Class Newsletter Term 6 2025

Dear Parents,

Our new topic for term 5 is 'Glorious Growing'. We will be looking a wide range of things including parts of a flower, the life cycle of a plant, exploring how bees help our plants and growing some flowers ourselves. We have a wonderfully exciting term planned in what we hope will be sunny weather!

Forest School this term will be on **Thursday 19th June**. Please make sure your child comes into school in appropriate clothing and ensure they have their PE kit in school to change into afterwards.

Some of the key texts we will be using for our learning are:



Questions to ask at home:





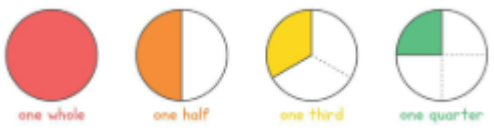









- What is healthy food?
- How have our farms/villages/towns changed over time?
- What foods grow in the ground and what grows on trees?
- What foods can we grow in the UK and what grows in other countries?
- How do plants grow?
- What do bees do?

Home Learning Tasks

You could have a go at some of these at home:

- Cooking some yummy healthy food
- Planting seeds and watching them grow (cress is always good!)
- Drawing the life cycle of a plant
- Designing and making a plant habitat from recyclable material
- Design your own farm to grow foods
- Go on a walk around your village/town and draw or write what you see. What is old/new?

The learning map attached to this newsletter outlines the areas we will be learning about and some of the work we will be doing in teacher-focused activities and group work.

<p>Literacy</p> <p>Characterisation</p> <p>Narrative</p> <p>Instructions</p>			
<p>Maths</p>	<p>Position and direction</p>  <p>Left and Right The hand that makes an L shape is the left hand.</p> <p>W west E east N north S south</p>	<p>Fractions</p>  <p>one whole one half one third one quarter</p>	<p>Time</p> 
<p>Science</p>		<p>Plants and bees</p> 	
<p>Geography</p>	<p>Countries of the UK</p> 		
<p>ICT</p>	<p>Coding</p> 		
<p>RE</p>	<p>Judaism</p> 		
<p>Art</p>	<p>Line drawing</p> 		
<p>PSHE</p>	<p>Changing me</p> 		
<p>Music</p>			

Home learning:

Reading	<p>Please read with your child at least three times a week, even if it is just for 5 minutes. When reading with your child, please acknowledge you have read by recording this on Boom Reader.</p> <p>During reading sessions, please discuss the story with your child and ask them questions about what they are reading. These questions will help to develop their understanding of what they are reading. They will come home with a new reading book every Friday and can also bring a library book home if they wish!</p>
Phonics Year 1	Each week a phonics home learning sheet will come home. This will show you the learning we will be covering in the week. Your child could read this as part of their weekly reading.
Maths	Maths homework will be set via <i>Mathletics</i> on a Monday to complete within the week. If you would like paper copies of the homework please ask.
Spelling	<p>The spelling rules and patterns we will be learning about this term are:</p> <p>The 'or' sound is spelt a before l or ll The 'ur' sound after a w is spelt as an or Adding -ed, -ing, -er and -est to a root word The possessive apostrophe (singular nouns)</p>

Thank you for your continued support,

Mrs Hill, Mrs Mack, Ms Eldridge and Miss Waterman.