

'Why does change happen?'




Year 1 and 2 Newsletter Term 1 2025-2026

Dear Beech Families,

Welcome back. We hope everybody had a fun and relaxing summer. We are really looking forward to seeing all the children and starting our new topic. This term our topic is '**Why does change happen?**'

This will support the children in understanding change and the impact this has in their lives.

Some of the key texts we will be using for our learning are:



The learning map attached to this newsletter outlines the areas we will be looking at and some of the work we will be doing in teacher focussed activities and group work.

Useful Websites to support learning.

- <https://www.dkfindout.com/uk/human-body/>
- <https://kidshealth.org/en/kids/htbw/>
- <http://www.sciencekids.co.nz/humanbody.html>

Key Questions

- 1) Can you name some of the parts of your body and explain how they function?
- 2) Can you find out about my significant event in the past?
- 3) Can you talk about how you have changed and use word like 'past, present and the future'?
- 4) Can you discuss why having a balanced diet is important?

<p>Literacy</p>	<p>Key writing skills</p> 	<p>Repetition and alliteration</p> 	<p>Story writing</p> 	
<p>Maths</p>	<p>Number and place value</p> 		<p>Addition and subtraction</p> 	
<p>Science</p> <p>Animals including humans</p>	<p>Scientific enquiry</p> 	<p>Healthy eating</p> 	<p>Hygiene</p> 	<p>Exercise</p> 
<p>History</p> <p>What has changed in my lifetime?</p>	<p>My personal history</p> 	<p>Events in my local area</p> 	<p>Events in my lifetime</p> 	
<p>Music</p>	<p>Songs about me</p> 			
<p>ICT</p>	<p>E-Safety</p> 			
<p>PSHE</p>		<p>Being me in the world</p> 		
<p>Art</p>	<p>Mark making</p> 	<p>Tones</p> 	<p>Illustrations</p> 	
<p>RE</p> <p>What does it mean to belong to a faith community?</p>		<p>Faith community</p>		
<p>PE</p>	 <p>Ball skills: manipulation and coordination</p>			

Home learning:

Reading	<p>Please read with your child at least three times a week, even if it is just for 5 minutes. When reading with your child, please acknowledge the fact that the book has been read by <u>recording this on Boom Reader</u>.</p> <p>During reading sessions, please discuss the story with your child and ask them questions about what they are reading. These questions will help to develop their understanding of what they are reading as comprehension and discussion are key reading skills in Year 1 and 2. Beech class will have access to the library every day and can choose a book to come home with. This could be a book to read by themselves to go alongside their phonics reading book or by an adult. Using our library promotes a love of reading and choosing books that interest them.</p> <p>The reading and phonics books will be changed on a Monday.</p>
Phonics Year 1	A weekly reading phonics sheet will come home on a Friday which shares with you the phonics and words they have covered during the week. We encourage the children to read this as well as their reading books to review the sounds and words they have read that week. These reads can also be logged on Boom reader.
Maths	We have reviewed the online maths program used from last year and will be sending home examples of areas we have been learning this year at the start of every term. These will have questions that you could support your child with rather than formalised maths questions. More details will follow about this next week. Maths homework in ks1 is optional.

Helping to enrich our topics

It is always great to have items that support our topic, so if anyone has any items that may help us with any of the work above that we could borrow, we would love to see them. We will have a topic-based 'show and tell' weekly but we will split these between the year groups so the children have enough time to talk and ask questions about the things they bring in.

Year 1 can bring in their topic show and tells on Mondays and Year 2 can bring them in on Fridays.

We are so excited to see everyone and start our learning!

Mrs Mackarness and Mrs Teixeira