


# ‘What makes animals unique?’

Year 1 and 2

Term 3




















Dear Families,

Our new topic is called ‘What makes animals unique?’ We will be learning about different animals and where they live. We will also be identifying characteristics of animals and ways of grouping them. Throughout the term we will be using these focus books to further develop the children’s understanding of animals and within their writing units:



## Useful information and reminders:

- Please can you make sure your child brings in a **water bottle** and their **reading book** each day. We use their books daily.
- Our PE days are **Wednesdays and Thursdays**.
- Please could you check that the children’s blue polo shirts (as well as all other items of clothing) are named as the children find it difficult to know if they are their own t-shirts when changing.
- A reminder that the children can bring in topic related show and tells. Year 1 is on a Monday and Year 2 is on a Friday.

Literacy	Poetry	Instructions		Non-fiction writing
	<p>Snake</p> <p>Snake.</p> <p>Sneaky snake.</p> <p>Sneaky snake slithering.</p> <p>Sneaky snake slithering slyly.</p> <p>Sneaky snake slithering slyly, stopping.</p> <p>Sneaky snake slithering slyly, stopping to stun.</p> <p>Sneaky snake slithering slyly, seething.</p> <p>Sneaky snake slithering slowly.</p> <p>Sneaky snake swerving.</p> <p>Sneaky snake.</p> <p>Ssssssssnake.</p>			
Maths	Addition and subtraction		Multiplication and division	
				
Science	Animals	Scientific enquiry	Observing	Recording
How do I group animals?				
Geography	Maps	Why are animals different around the world?		Animals
				
Music			Music inspired by animals and exploring percussion	
ICT	Skills Showcase		Rocket to the moon	
				
PSHE			Keeping safe	
				
DT			Clay models of animals	
				
RE			Who is a Muslim and how do they live?	
				

## Home Learning

<b>Reading</b>	<p>Please read with your child <b>at least three times a week</b>, even if it is just for 5 minutes. When reading with your child, please acknowledge the fact that the book has been read by <b><u>recording this on Boom Reader</u></b>.</p> <p>During reading sessions, please discuss the story with your child and ask them questions about what they are reading. These questions will help to develop their understanding of what they are reading as comprehension and discussion are key reading skills in Year 1 and 2. Beech class will have access to the library every day and can choose a book to come home with. This could be a book to read by themselves to go alongside their phonics reading book or by an adult. Using our library promotes a love of reading and choosing books that interest them.</p> <p>The reading and phonics books will be changed on a Monday.</p>
<b>Phonics Year 1</b>	<p>A weekly reading phonics sheet will come home on a Friday which shares with you the phonics and words they have covered during the week. We encourage the children to read this as well as their reading books to review the sounds and words they have read that week. These reads can also be logged on Boom reader.</p>
<b>Maths</b>	<p>For <b>optional</b> Maths activities, please see the termly maths sheet which will share the focus learning for the term and suggested activities you could complete with your child at home. We are encouraging the children to learn to count in 2's, 5's and 10's and then begin to learn their 2, 5 and 10 times tables.</p>

We hope you all have a lovely term supporting the children in their learning. Please do not hesitate to come and speak to us if you have any questions.

Thank you for your support.

Mrs Mackarness and Mrs Teixeira