

## Reception Class Curriculum Letter – Term 6

# 'Under the Sea'






Dear Parents and Carers,

We hope you have had an enjoyable half term and are ready for the last term in Reception, before moving to Year 1!

This term, we are going to enjoy a water-filled, fun learning journey. We will be enjoying finding out about how essential water is and where it comes from and what we need it for. Through our texts, we will discover lots about the creatures that live under the sea and how they are unique

Our key texts this term will be:



**Literacy** – We will be continuing to focus on using high frequency words in our writing as well as spelling words with more than one syllable. Also, we will be writing our own stories based on the texts we are reading, as well as looking closely at the characters, settings and events of the stories we are sharing. Another skill we will develop will be to give opinions and views about stories we share.

**Maths** – In Maths, we will be solving problems that apply all of the skills we have learnt so far. These will be linked to our learning of these key texts. As well as this, we will be continuing our knowledge of number, practising number sentences, odd and even numbers as well as recognising and ordering 2 digit numbers and learning about time.

In other areas of the EYFS, we will be making links with our water theme, such as learning about things that float and sink and why this happens. Our Personal, Social and Emotional Development will begin to focus on our transition to Year 1 and we will be taking part in lots of activities which make us more familiar with the children in the class already, as well as exploring our new surroundings and routines, ready for September. The key to a successful transition to Year 1 is when children feel that this will be a positive experience and we aim to fully support them in this process. If you have any questions about this, please do not hesitate to ask.

### Sharing of Learning Journeys

Every Friday afternoon, between 3.00 and 3.15, the classroom will be open for you to come and look at your child's learning journeys. This will also be an opportunity for you to discuss any queries or ask any questions in order to help your child's learning at home. If for any reason this session cannot take place, we will let you know on the white board outside the classroom. We will be asking you to fill in your comments on these books so that your voice is also a part of your child's learning.

### Home Learning

We would like to thank you all for your effort with last term's home learning tasks including reading with your children.

Reading	Please read <b>daily</b> with your child at home. We understand that time can be tight, but it is so important to your child's progress. Some children like to read before school, some at dinner time and some before bed, whatever time suits your child best. At this stage it is really helpful to discuss the stories that you read and use story language such as <b>character, setting, beginning, middle and end</b> . Also, encourage your child to predict the ending of the story and give their opinion of the texts that they read.
Letters and Sounds	We have sent home High Frequency Word Lists for the children to focus on and they need to be able to read these on sight. Please focus on the 5 words that are marked. When we read with your child, we will look at these words and mark the next ones so that they always have 5 to learn at home. Once your child can read these, we have the next list ready. When all these words are learnt, we will send home a spelling book for your child and focus on writing these.

### Splashing Home Challenges!

We would like each child to choose at least one of these challenges to do at home. When they bring their learning in, we will share it with the class.

- ✚ Paint a picture or make a collage of an under the sea image. What can you see under the sea?
- ✚ Design your own pirate ship or pirate flag.
- ✚ Use Lego or another construction kit to build an amazing ship or boat.
- ✚ With an adult's help, find some objects around your house and test to see whether they float or sink when you put them in water. See if you can predict first what you think will happen and then see if you were right!

- ✚ Find three facts out about a creature that lives under the sea and share them with your friends.



### Trips and Events

During this term we are having a curriculum day at Chiddingly on Thursday 29<sup>th</sup> June, more details will follow soon.

### Websites and Links

- [www.ictgames.co.uk](http://www.ictgames.co.uk) and [www.topmarks.co.uk](http://www.topmarks.co.uk) for Literacy and Maths games.
- [www.phonicsplay.co.uk](http://www.phonicsplay.co.uk) Phase 3, 4 and 5 games, blending sounds and words.
- [www.mymaths.co.uk](http://www.mymaths.co.uk) – Maths Games
- If you wish to make learning games to have fun at home, you can print from [www.twinkl.co.uk](http://www.twinkl.co.uk) and browse the EYFS Reception section.



### Quick Reminders

- Please can you make sure your child brings in a water bottle and their book bag each day.
- Our PE days are Tuesday & Friday but PE kits should be in all week.
- Sunhats are essential in the warmer weather when we are outside for longer periods of time. We are **not permitted to apply sun cream** to any child, so children must have it applied before they come to school.

I hope you all have a lovely final term supporting the children in their Early Years learning. Please do not hesitate to come and speak to us if necessary.

Thank you for your support,

Miss Denney



Challenge!



To help your child win 5 extra house points, write the names of as many different boats as you can and bring these in to share with your friends. Here are a few examples to help you!

Good Luck!

