



Term 5 Newsletter Romans



Dear Parents,

I hope you had a lovely Easter break. This term the children will be learning about the life of Romans, focusing on their daily life, school life, the story of Romulus and Remus and Pompeii. The topic will continue throughout term 6 where the children will then learn about the Roman Empire and the impact on Britain. We will be planning a school trip in term 6 to Fishbourne Roman Palace- look out for the letter! This term we will be holding a Roman dress up day.

Reading	Please read with your child regularly, even if it is just one page. Their books and book bags will need to be in everyday for 1:1 reading. You may like to add a positive or helpful comment in the reading diary but please acknowledge the fact that the book has been read by signing and dating in the comments book.
Spellings	This term, our spelling tests will focus on the children's individual spellings. They will select their own spellings from the year 3/4 spelling lists and from their own personal spelling logs. Please look out for the new letter.
Maths	Please continue to work with your child with Mathletics, a task will be set weekly. The children are continuing to learn their times tables and are tested each Friday.

Helping to enrich our topics

It has been really great to have books from home that relate to our topic so if anyone has any experience or items that may help us with any of the work above that we could hear about or borrow, they would be gratefully received.

Reminders - Please can you make sure your child brings in a water bottle each day with fresh water; ensure all jumpers are labelled and bring a coat for the wet weather. We will also be doing Forest School this term, please ensure their kit is in school by week 2.

Roman dress up day- This will be held on Friday 11th May- look out for a letter with more details.

Home Learning - We are looking at how Romans used to live and comparing this to our own lives. Can you find out some interesting facts about the Romans and present it in a creative way? You could use some of the websites below to help you.

For example: A PowerPoint about the fashion of the Romans, the sports they enjoyed, the food they ate or the daily life of a child your age.

Many thanks for your continued support,

Mrs Mackarness

Reading at school and at home


Reading strategies the children use in school and can be referred to at home.

I could sound out the word.

dog

sweet

I can miss out the word. Then I could read on to the end of a sentence and then go back and check what would make sense.



I look for smaller words in words.

butterfly

cat

handwriting

I talk through my ideas, thoughts and feelings about what I am reading so I understand it.









When I read I imagine what is happening and create a picture in my mind.




I use the pictures to help me.



'Romans' Learning Map

<p>Literacy</p> 	<p>Newspaper reports</p> 	<p>Diary writing</p> 	<p>Roman Mythology</p> 	
<p>Numeracy</p> 	<p>Reasoning focus</p>			
<p>ICT</p> 	<p>Applying division and multiplication to reasoning</p> 	<p>Roman numerals</p> 	<p>Money</p> 	<p>Time</p> 
	<p>E-Safety</p>		<p>Animation</p>	



Art

Mosaics


Printing Roman Art



History

Life of a Roman

Pompeii.




PSHE

Relationships

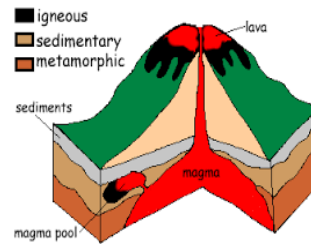




Science



Rocks and Soils



Plants and Forest School



RE



How the Church began



Fossil websites:

http://www.nationalgeographic.com/seamonsters/virtualdig/virtualdig_site_2.html

www.onegeology.org/extra/kids/fossils.html

Roman Websites:

www.rome.mrdonn.org/myths.html