




# 'Rolling Through the Stone Age'

## Year 1 and 2 Newsletter Term 6 2019

Dear Parents,

Welcome back, I hope everybody had a great half term break. Thank you for all being so welcoming in my first week! This term we are beginning an exciting new topic - *Rolling Through the Stone Age!* We will learn history skills and will be using these to find out about past lives and compare them with how we live now. Alongside this we will be enjoying the natural environment through our science enquiries and our art and design projects.

Some of the key texts we will be using for our learning are:



The learning map attached to this newsletter outlines the areas we will be looking at and some of the work we will be doing in teacher focussed activities and group work. We are also placing an emphasis on continuing to learn times tables through maths sessions and at home.

### Transition

During this term, we will be spending lots of time talking about our transitions to new classes in September and making relationships with peers and staff.

## Home Learning

Home learning task: create your own piece of Stone Age art using any resources you would like, you could use pencils, charcoal, paints or coffee. We look forward to seeing your creative pieces! Please return them to school by the end of term!



|                               |   |
|-------------------------------|---|
| <b>Reading</b>                | <p>Please read with your child <b>at least three times a week</b>, even if it is just for 5 minutes. When reading with your child, please acknowledge the fact that the book has been read by <u>signing and dating in the reading record book</u>.</p> <p>During reading sessions, please discuss the story with your child and ask them questions about what they are reading. These questions will help to develop their understanding of what they are reading as comprehension and discussion are key reading skills in Year 1 and 2.</p> <p>Books can be changed at the trolley in the learning zone at any time.</p> <p>Don't forget that every child who reads three times in a week gets a special entry into the prize draw to win a book in the Friday Celebration Assemblies.</p> |
| <b>Spellings and homework</b> | <p>Thank you for your continued support with homework. This really is a great way for you to consolidate learning in class and a chance for you to share in your child's learning.</p> <p>Spellings will be given out each week - Please practise these words with your child at home in their spelling book. These will then be tested on a Thursday in school and scores will be written in the book at the end of the week for you to see.</p>   |

|              |   |
|--------------|---|
| <b>Maths</b> | <p>Please can children continue to learn their times tables at home.</p> <p>Year 1 children should be learning 10x, 2x and 5x tables</p> <p>When secure with the 2x, 5x and 10x tables, children should be moving onto 3x and 4x tables</p> <p>BBC Bitesize website has links to times tables songs that children can learn.</p> <p><a href="https://www.bbc.com/bitesize/topics/zqbq87h">https://www.bbc.com/bitesize/topics/zqbq87h</a></p> <p>Purple Mash Times Tables Games:</p> <p><a href="https://www.purplemash.com/">https://www.purplemash.com/</a></p> <p>Search for 'speed tests' and then choose the one that you would like to practise.</p> <p>MyMaths can be used at home for the children to explore and practise skills from class work whenever they choose.</p> |
|--------------|---|

### Useful Websites to support learning

- <https://www.dkfindout.com/uk/history/stone-age/>
- <http://www.bbc.co.uk/guides/z34djxs>
- <http://timetravellerkids.co.uk/time-travel/stone-age/>

### Reminders

- Please can you make sure your child brings in a **water bottle** and their **book bag** each day. Please no rucksacks as these are taking up room on the pegs.
- Can the children please always have a **coat** in school as the weather can be unpredictable.
- Our PE days are **Wednesday** and every fourth Friday but PE kits should be in all week.
- Wellington Boots - Please can all children have a set of wellies in school at all times, this is so we can use the field and outside areas when it is wet and muddy. We will be doing Forest School for the whole of Term 6..

### Key Questions

- 1) Can you recite your x2, x5, x10 times tables?
- 2) How did people get food in the Stone Age?
- 3) Where did they live?
- 4) How did they keep warm?


We hope you all have lovely term supporting the children in their learning and can see how much they have learnt already. Please do not hesitate to come and speak to me if you have any questions,

Thank you for your support,

Miss Williams

Literacy

Ordering Instructions



Planning and writing  
Stories



Writing comic strip



Maths

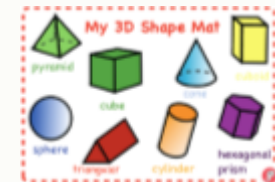
Equivalent fractions



Data Handling



3D Shapes



Science

Scientific Enquiry



Building Shelters



Evaluating Ideas

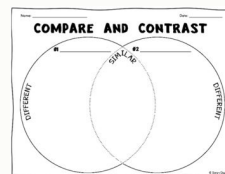


History

Fact Finding



Comparing Homes and Clothes



Forest School  
Discovering Fire

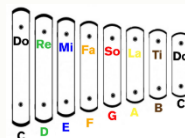


Music

Drumming Beats



Pitch



Performing Skills







ICT

Stone Age Research



Pictograms



|      |   |   |  |
|------|---|---|--|
| PSHE | Changing Me!                              |  | Transition to New Classes<br> |
| Art  | Stone Age Pebble Art<br>And Cave Painting |  | Stick Mobiles with Natural<br>Resources  |
| RE   | Islam                                     |  | What is Islam?<br>How do Muslims worship?  |