



East Hoathly Term 1 Newsletter

'The Tudors'



Dear Parents,

I hope you had a fabulous summer holiday and are ready for the first term! We will be reading 'The Boy and the Globe' by Tony Bradman. This story features the main character meeting William Shakespeare and helping him with the plot for one of his most famous plays! We will be focusing on 'The Tempest' and the witches scene from 'Macbeth' as well as looking at William Shakespeare's life. In history, we will be learning about the monarchy: King Henry VIII and his 6 wives. In art, we are learning how to draw and shade portraits. For our science learning, we are building on our work from last term and focusing on scientific enquiry and how to set up and experiment. We are really looking forward to our 'Terrible Tudors' show on Friday 4th October where we will learn about life in Tudor times learning and deepen our understanding of a whole range of information on the Tudors.

Our PE days are **Monday** and **Friday**; please ensure your child's PE kit is always in school; trainers everyday are essential.

Times tables: All children should know 2s, 5s, 10, 3s, 4s and 8s and inverse rules by the end of Year 3 and should know all tables and their inverse by end of Year 4. We are doing at least one session a week focused on these, but please do practice with your children at home, as much as possible. Times Table Rockstars is a really useful website for this as it tests the children on their tables at their own pace. It will start off ensuring they are secure on their 10s, before moving onto 2s, and then 5s. The children also need to be secure on the inverse calculations - e.g. $100 \div 10 = 10$. There is also a practise multiplication test on Purple Mash that the children can has as many goes it as they like to improve their score.

Homework:

- Reading: This will be set three times per week.
- Maths: This will be linked to the class learning and will be released weekly on Friday.
- Spellings: Spelling words will focus on phonics sounds learned in class and words from the Y2 or Y3/4 spelling list. New spellings will be recorded in the front spelling books each Friday, those words will be tested on Thursday. The result of this test can be found in the back of the child's spelling book for parents to be aware of.
- Grammar and Punctuation: Sent home fortnightly on Fridays due in on the Thursday (fortnight).

Termly project: This project will continue to stretch through Term 2 as we will be continuing our focus on the Tudors. For this project, the children can use their imaginations to create a Tudor Project. This could be a painting, a PowerPoint on your favourite part of the Tudors, a model of a Tudor house, some Tudor food to share with the class or anything else that captures their imagination as we learn more about the culture of the Tudors. So we can display as many of these as possible, please keep in mind what size the projects are. Models that would fit inside a shoe box are the perfect size.

Helping to enrich our topics: It is always great to have items or visitors that support our topic, so if anyone has any experience or items that may help us with any of the work above that we could hear about or borrow, we would love to see and hear about them.

Useful Websites:

<http://www.primaryhomeworkhelp.co.uk/Tudors.html>
<https://www.theschoolrun.com/homework-help/tudors>
<https://www.bbc.com/bitesize/topics/zsgkwmn>

Questions you could ask your child about their learning this term:

- What were the names of King Henry VIII's wives?
- Can you tell me what happened to them?
- When was the Tudor period?
- What are the things you need to consider when drawing a portrait of someone?
- How would you set up a fair scientific experiment?

Vocabulary we will learn this term

Shakespeare	prediction	results	conclusion
Tudors	The Globe	tenth	hundredth
monarchy	tradition	algorithm	sequence
prefix	suffix	apostrophe	contracted form

Reminders: Please make sure your child brings in a water bottle each day with fresh water; ensure all jumpers are labelled and bring a coat for any wet weather.








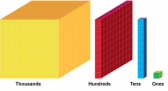


















Many thanks for your continued support,

Mr. Lulham and Mrs Pattenden



'The Tudors' Learning Map



<p>Literacy</p> 	<p>'The Boy and the Globe'</p> 	<p>William Shakespeare Factfile</p> 	<p>'The Tempest'</p> 	<p>Macbeth - Poetry</p> 
<p>Spelling and grammar</p> 	<p><u>Spelling patterns:</u></p> <ul style="list-style-type: none"> Suffixes '-s', '-es', '-ed' and '-ing' Prefixes 'dis-' and 'un-' Words with the 'ei' sound Apostrophes for contraction 		<p><u>Grammar:</u></p> <ul style="list-style-type: none"> Consonants and vowels Contracted forms of words (eg, couldn't) Word classes (noun, adjective, verb, adverb) Expanded noun phrases. 	
<p>Maths</p> 	<p>Place Value</p> 	<p>Addition</p> 	<p>Subtraction</p> 	
<p>P.E.</p> 	<p>Football</p> 			
<p>Art.</p> 	<p>Sketching Portraits</p> 			
<p>History</p> 	<p>Tudor Monarchy</p> 			
<p>PSHE</p> 	<p>Being me in the world</p> 			
<p>Science</p> 	<p>Investigation and working scientifically</p> 			
<p>Computing</p> 	<p>Coding</p> 	<p>E-Safety</p> 		
<p>R.E.</p> 	<p>What is God like? What was Jesus like?</p> 			
<p>Music</p> 	<p>Charanga: Let your spirit fly</p> 