


# 'What happens where I live?

## Year 1 and 2 Newsletter Term 2 2019

Dear Parents,

This term we are beginning an exciting new topic – *What happens where I live?* We will be learning about our local area, how it has changed and authors that live locally.

Some of the key texts we will be using for our learning are:



Diary writing



Instruction writing



Letter writing



























If you would like a learning activity to complete at home during this term with your child, you can choose from one of these activities:

- To create a map of the local area,
- Make a sculpture of a local landmark e.g Herstmonceux castle,
- To create an information leaflet about a local town.

The learning map attached to this newsletter outlines the areas we will be learning about and some of the work we will be doing in teacher-focussed activities and group work. We are also placing an emphasis on continuing to learn times tables through maths sessions and at home.

'What happens where I live?' Learning Map Term 2 2019

What are we learning this term?

Literacy	 <p>Diary writing</p>	 <p>Instruction writing</p>	 <p>Letter writing</p>
Maths	 <p>Calculation</p>	 <p>Money</p>	 <p>Shape</p>
Science	 <p>Food chains</p>	 <p>Living things and their habitat</p>	 <p>Different plants</p>
History	 <p>Guy Fawkes</p>	 <p>Similarities and differences</p>	 <p>Local area</p>
Geography	 <p>Atlases</p>	 <p>Maps</p>	 <p>Local area</p>
Music	 <p>Rhythm in the way we walk</p>		 <p>Banana rap</p>
ICT	<p>E-Safety</p> 		 <p>Maze explores</p>
PSHE	<p>Celebrating difference</p>		
Art		<p>Artists from around the world</p>	
RE	<p>Understanding Christianity</p>		<p>Incarnation</p>

## Home Learning

<b>Reading</b>	<p>Please read with your child <b>at least three times a week</b>, even if it is just for 5 minutes. When reading with your child, please acknowledge the fact that the book has been read by <b><u>signing and dating in their reading record book</u></b>.</p> <p>During reading sessions, please discuss the story with your child and ask them questions about what they are reading. These questions will help to develop their understanding of what they are reading as comprehension and discussion are key reading skills in Year 1 and 2.</p> <p>Books can be changed at the trolley in the learning zone at any time.</p> <p>We are going to be starting a new reward system at school for reading, so please ask your child about this.</p>
<b>Phonics</b>	<p>Your child will have brought home a phonics folder, which will include sounds which we have been working on in class that week. Also, high frequency words and words relating to the sounds for you to practise at home.</p>
<b>Spellings and homework</b>	<p>Spellings will be given out each week on a Friday, then will be tested on the following Thursday. Please ensure that books are returned to school on Thursday. - Please practise these words with your child at home in their spelling book. These will then be tested on a Thursday in school and scores will be written in the book at the end of the week for you to see.</p>
<b>Maths</b>	<p>Mymaths homework will be set on Fridays and due back the following Thursday. Please can children continue to learn their times tables at home.</p> <p>Year 1 children should be learning 10x, 2x and 5x tables</p> <p>When secure with the 2x, 5x and 10x tables, children should be moving onto 3x and 4x tables</p> <p>BBC Bitesize website has links to times tables songs that children can learn. <a href="https://www.bbc.com/bitesize/topics/zqbg87h">https://www.bbc.com/bitesize/topics/zqbg87h</a></p> <p>Purple Mash Times Tables Games: <a href="https://www.purplemash.com/">https://www.purplemash.com/</a></p> <p>Search for 'speed tests' and then choose the one that you would like to practise.</p> <p>MyMaths can be used at home for the children to explore and practise skills from class work whenever they choose.</p>

## Useful Websites to support learning

<https://kids.kiddle.co/Sussex>

<https://www.eastsussex.gov.uk/leisureandtourism/localandfamilyhistory/localhistory/>

<https://easthoathlyandhalland.co.uk/>

## Reminders

- Please can you make sure your child brings in a **water bottle** and their **book bag** each day. No rucksacks, please, as these are taking up room on the pegs.
- Can the children please always have a **coat** in school as the weather can be unpredictable.
- Our PE days are **Wednesday** and **Friday** but PE kits should be in all week.
- Wellington Boots – Please can all children have a set of wellies in school at all times, this is so we can use the field and outside areas when it is wet and muddy.

## Key Questions

1. How do animals obtain their food from plants and other animals?
2. What is a road and why are they important?
3. Who is Guy Fawkes, and why is he important to our local area?
4. How is artwork different around the world?
5. Can you show me 50p (other values of money)?
6. What are some 2D shapes?
7. Why do people send postcards?
8. Tell me about Winnie the Pooh,

## Key Words:

- East Hoathly
- Sussex
- village
- local area
- United Kingdom
- England
- school
- church

We hope you all have lovely term supporting the children in their learning and can see how much they have learnt already. Please do not hesitate to come and speak to me if you have any questions,

Thank you for your support.

Miss Williams, Mrs Pattenden, Miss Hillier and Miss Roberts.