



Turrets and Tiaras!

Reception Term 4






Dear Parents,

Welcome back, we hope you all had a lovely half term!

Our topic this term is 'Turrets and Tiaras'. We will be spending time learning about castles, knights, kings and queens. As part of this topic, we will look at non-fiction books and will be writing letters, posters and invitations. We are also planning on taking a trip to a castle and will be enjoying a Royal Banquet with our friends. Letters for these events will follow shortly.

Some of the texts we will be looking at are:



Home Learning

<p>Reading</p>	<p>Please read with your child regularly, even if it is just for 5 minutes. It is really important that the children bring their book bags, yellow reading record and their reading book into school every day. When reading with your child please acknowledge the fact that the book has been read by signing and dating in the comments book, or you may like to add a positive or helpful comment in the reading diary. High frequency words are sent home as flash cards.</p>
<p>Writing</p>	<p>The children will have a new homework book for writing about their topic or anything that interests them. These can be used at home to develop their literacy skills. You can practice key words, sounds, write letters or stories in. Please ensure that they are treated as a school book and kept neat. These can be brought in on Fridays and shared as part of our show and tell.</p>
<p>Maths</p>	<p>The most important thing for children in their reception year is that they can read, write, order and recognise numbers to 20. Please encourage the children to count their toys when playing and try to write and use numbers when appropriate at home.</p>
<p>Home Creative Task</p>	<p>We would love all children to have a go at making their own knight's shield or princess' hat! You could use cardboard and decorate with paint, stickers, sequins or anything you choose. Think about designing a shield with your family name on, or a hat with a beautiful pattern or picture.</p>



Key questions to ask your child at home:

Who lived in a castle?

Who worked in a castle?

How is living in a castle different to living in a house?

What job would you like to have done in the castle?

Useful Websites

www.ictgames.co.uk and www.topmarks.co.uk for Literacy and Maths games.

www.phonicsplay.co.uk Phase 3 and 4 games, blending sounds and words.

If you wish to make games to have fun at home with learning, you can print from:

www.twinkl.co.uk and search Knights, Castles or Kings and Queens, to find games and activities to learn vocabulary and facts linked to the topic.



Friday Learning Journey Sharing

As the children are now more settled and coming into the classroom independently, on alternate Friday's at 8.40am, we will opening our doors for parents to come in and share their child's learning journey with them. There is no expectation for parents to come every week as some weeks we have more to share than others but it would be lovely to see as many of you as possible over the coming weeks. We will be asking any visitors to add a small speech bubble to the learning journey to comment on a beautiful piece of work or an achievement that you are proud of. Please come to the classroom door as normal.

Quick Reminders

- Please can you make sure your child brings in a water bottle and their book bags each day.
- Can the children please always have a coat in school particularly as the British weather is unpredictable.
- Our PE day is Wednesday but PE kits should be in all week.
- Welly Boots - Please can all children have a set of Wellies in school at all times, this is so we can use the field and outside areas when it is wet and muddy.



I hope you all enjoy sharing this learning journey with your children. Please do not hesitate to come and speak to me if necessary.

Key vocabulary this term:

Castle, knights, princesses, kings, queens, moat, drawbridge, jousting, banquet, hennin hats, portcullis, crenulations

Thank you for your support,

Miss Denney, Mrs Fry and Mrs Smith