


'Dinosaurs'

Year 1 and 2 Newsletter Term 4 2020

Dear Parents,

This term we are carrying on our topic from last term—*Dinosaurs*. We will be continuing learning about different dinosaurs and their characteristics, Pre-historic English history and the extinction of dinosaurs.

Some of the key texts we will be using for our learning are:

























If you would like a learning activity to complete at home during this term with your child, you can choose from one of these activities:

- Make a 3D dinosaur model.
- Can you make a set of dinosaur Top Trumps cards to play with your friends?
- Create a poster about your chosen dinosaur. Make sure your poster is eye-catching and full of interesting facts and information.
- Can you complete an A to Z alphabet using the names of dinosaurs?
- Are you a budding author? Want to publish your own book? If so, I challenge you to write a children's novel about a dinosaur character. What will they get up to? Maybe you will write a series of books? Can you include the illustrations too?

The learning map attached to this newsletter outlines the areas we will be learning about and some of the work we will be doing in teacher-focussed activities and group work. We are also placing an emphasis on continuing to learn times tables through maths sessions and at home.

'Dinosaurs' Learning Map Term 4 2020

What are we learning this term?

Literacy	Sentence types 	Non-Fictions 	Instruction writing 
Maths	Money 	Statistics 	Place value 
Science	Transparent 	Materials 	Hard 
Geography	Volcanoes 	Seasonal changes 	Climate change 
Music		'round and round' 	
ICT	E-Safety 		Questioning 
PSHE		Healthy me 	
Art and DT	Using tools 	Using materials 	Being safe 
RE		Salvation 	

Home Learning

Reading	<p>Please read with your child at least three times a week, even if it is just for 5 minutes. When reading with your child, please acknowledge the fact that the book has been read by <u>signing and dating in their reading record book</u>.</p> <p>Don't forget about the reading cup, the class with the most amount of reads recorded in their reading records receives the reading cup. Along with the cup the children also receive a book to read as a class, Year 1 and 2 love to win the cup so it would be great if we could get more wins this term!</p> <p>During reading sessions, please discuss the story with your child and ask them questions about what they are reading. These questions will help to develop their understanding of what they are reading as comprehension and discussion are key reading skills in Year 1 and 2.</p> <p>Books can be changed at the trolley in the learning zone at any time.</p> <p>We are going to be starting a new reward system at school for reading, so please ask your child about this.</p>
Phonics	<p>Your child will have brought home a phonics folder, which will include sounds which we have been working on in class that week. Also, high frequency words and words relating to the sounds for you to practise at home.</p>
Spellings and homework	<p>Spellings will be given out each week on a Friday, then will be tested on the following Thursday Please ensure that books are returned to school on Thursday. - Please practise these words with your child at home in their spelling book. These will then be tested on a Thursday in school and scores will be written in the book at the end of the week for you to see.</p>
Maths	<p>Mymaths homework will be set on Fridays and due back the following Thursday. Please can children continue to learn their times tables at home.</p> <p>Year 1 children should be learning 10x, 2x and 5x tables</p> <p>When secure with the 2x, 5x and 10x tables, children should be moving onto 3x and 4x tables</p> <p>BBC Bitesize website has links to times tables songs that children can learn. https://www.bbc.com/bitesize/topics/zqbg87h</p> <p>Purple Mash Times Tables Games: https://www.purplemash.com/</p> <p>Search for 'speed tests' and then choose the one that you would like to practise.</p> <p>MyMaths can be used at home for the children to explore and practise skills from class work whenever they choose.</p>

Useful Websites to support learning

<https://www.nhm.ac.uk/discover/dino-directory.html>



<https://www.nationalgeographic.com/science/prehistoric-world/dinosaur-extinction/>

<https://www.dkfindout.com/uk/dinosaurs-and-prehistoric-life/dinosaurs/>

Reminders

- Please can you make sure your child brings in a **water bottle** and their **book bag** each day. No rucksacks, please, as these are taking up room on the pegs.
- Can the children please always have a **coat** in school as the weather can be unpredictable.
- Our PE days are **Wednesday** and **Friday** but PE kits should be in all week.
- Wellington Boots – Please can all children have a set of wellies in school at all times, this is so we can use the field and outside areas when it is wet and muddy.

Key Questions

<p><u>What does the word dinosaur mean?</u> <u>What does saurus mean?</u> <u>What does deinos mean?</u></p>	 <p><u>What color were the dinosaurs?</u></p>	 <p><u>How (and when) did the dinosaurs go extinct?</u></p>	<p><u>How many dinosaurs were there?</u></p>
<p><u>What was the biggest dinosaur?</u></p>	<p><u>What was the smallest dinosaur?</u></p>	<p><u>Which dinosaur was the largest meat-eater?</u></p>	<p><u>Were there more plant-eaters or meat-eaters?</u></p>

Key Words:

- dinosaur -eggs -Tyrannosaurus -carnivore
- horns -teeth -skeleton -herbivore

We hope you all have lovely term supporting the children in their learning and can see how much they have learnt already. Please do not hesitate to come and speak to me if you have any questions,

Thank you for your support.

Miss Williams, Mrs Pattenden, Miss Hillier and Miss Roberts.