



Term 6 Week 6

Friday 10th July 2020

Executive Headteacher:

Mr James Procter

Emails:

office@chiddingly.e-sussex.sch.uk

office@easthoathly.e-sussex.sch.uk

nurseryadmin@easthoathly.e-sussex.sch.uk

office@st-maryhartfield.e-sussex.sch.uk



Dear Pioneer Families

We hope you have had a lovely week.

On Friday 10th July, end of year school reports will be emailed to parents via the School Office. These will be accompanied by a letter explaining the format of reports this year. These reports celebrate the learning and progress that your child has achieved in this very challenging academic year. We are so proud of what they have achieved.

This week, the children have shown great team working skills within their classrooms and have helped each other to learn and adapt. It has been wonderful to see them learn new skills while keeping in touch with children sending in their home learning.

Have a great weekend as we approach the last week of very different academic year!

Thank you all for your support and teamwork in working together for our very special Pioneer children.

Pioneer Federation Senior Leadership Team.

Congratulations St Mary's

St Mary's has been awarded a certificate of excellence by the International Eco-Schools organisation.

Much thanks needs to be extended to Mr and Mrs Rowberry and the 'Eco-warriors' for all of their hard work!

Special thanks needs to go to Francesca and Roma who also got involved when they were working from home!



Top Tips for the Week:

- Remember to update ParentPay so it is cleared before the Summer.
- Check your emails for end of Term reports!
- Go to the end of the Newsletter for ideas for next week and the Summer.

Chiddingly Primary School
Tel: 01825 872307


East Hoathly CE Primary School
Tel: 01825 840247

St Mary the Virgin CE Primary School
Tel: 01892 770221

Website: www.pioneerfederation.co.uk

Key Workers - St Mary's

Larch Class have been busy designing transition t-shirts all about ourselves and also testing our general knowledge by setting up a quiz championship! We enjoyed our afternoon at the Croft playing founders (a mix of football, tennis and rounders), proper tennis and making up alternative Sports Day races!



Willow Class have enjoyed their breaks in the playground!



Key Workers - East Hoathly

This week, the children have been learning about the Coast and Rome. Also they have been busy continuing to create outside decorations for the garden area.




Max and William are pictured creating their salt dough mixture for their garden gnomes.

Catherine and Sophie are pictured painting their garden gnomes ready for the garden area.



India and Charlie are pictured with their ocean collages.



Lexi and Stan are pictured with their marbling artwork.



Year 1 - East Hoathly

This week, Year 1 read the story of the Snail and the Whale, then when we were outside doing some gardening we found some snails; we were very excited!



We also have done some baking, marbling and made our own rock band 'The Starbursts!'

We have had a really busy week!



Year 1 - Chiddingly

This week, Beech have been working hard at making shields and various other items that would have been used in battle!



Chiddingly Primary School
Tel: 01825 872307

East Hoathly CE Primary School
Tel: 01825 840247

St Mary the Virgin CE Primary School
Tel: 01892 770221

Website: www.pioneerfederation.co.uk

We continue to have fabulous photos sent in showing the wonderful things you are doing at home:

Coco has been very inventive and made a 3D project of the gladiator, Minerva (goddess of wisdom) in her temple. She also created a 3D model of a Roman Villa! She has been very creative and resourceful by using things like a strainer for the gladiator's shield and plants from her home to show much larger trees inside the mini Roman Villa. Super work Coco!



The inside of a Roman Villa



The outside of a Roman Villa

The gladiator is Minerva (goddess of wisdom) in her temple



Megan has been taking part in online cooking lessons, this is the latest creation, a showstopper lemon cheesecake!



Virtual School Games

In recognition of the hard work that the children have undertaken' Mr D's fantastic work, videos and sports day, together with the teachers' planning grids which promoted physical activity and our weekly physical challenges in the newsletter, all three schools have received the Virtual School Games Recognition Award based on the online sharing!

Thank you to everyone who has taken part and for the ongoing support given to our fabulous schools!

SCHOOL GAMES Virtual 2019/20

Chiddingly Primary School

has been recognised for their support, commitment and engagement of virtual programmes during the Summer Term

Awarded by

Liz Price

School Games Organiser

SCHOOL GAMES Virtual 2019/20

East Hoathly C of E Primary School

has been recognised for their support, commitment and engagement of virtual programmes during the Summer Term

Awarded by

Liz Price

School Games Organiser

SCHOOL GAMES Virtual 2019/20

ST. MARY'S

has been recognised for their support, commitment and engagement of virtual programmes during the Summer Term

Awarded by

TRACY LEWIS

School Games Organiser

Chiddingly Primary School
Tel: 01825 872307

East Hoathly CE Primary School
Tel: 01825 840247

St Mary the Virgin CE Primary School
Tel: 01892 770221

Website: www.pioneerfederation.co.uk

FAIRTRADE SCHOOLS NEWS



Hello Fairtraders

Meet [Chifundo](#), a 14-year-old from Malawi who loves playing football and has a cat called Hope. His parents are [Fairtrade sugar farmers](#).

In this week's [Home Learning Challenge](#), we're finding out more about what life is like after watching '[A Day in the Life of Chifundo](#)', download your [Home Learning Challenge](#) sheet.



Here are our favourite two activities this week:

Write a letter to Chifundo.

In the film we learn a lot about Chifundo. This is your chance to tell Chifundo about your life! [Download](#) your Home Learning Challenge sheet for question prompts to help you.

Make your own recycled toy.

Chifundo loves to play football with his friends. In the film, we saw that Chifundo had made a football using string. Your challenge is to make your own toy using recycled materials. Send a picture of your toy to schools@fairtrade.org.uk for a chance to be featured on our [Fairtrade Schools newspaper!](#)

Have a great week!

Claire, Jo, Joe & Shannon

The Fairtrade Schools Team

P.S. Check out these [10 Fairtrade Sugar Facts](#) to satisfy your sweet tooth!

Starters for STEM



Starters for STEM are 10 activities that parents can use at home to help children develop their science, technology, engineering and maths skills. These activities are easy to resource and provide children with the stimulus to talk about the world around them. If you see a link you can explore how to extend these activities, you will need to sign up, for free, to access these materials. Don't forget to share your work on social media

#ScienceFromHome

Forces at home

Take a walk around your house. Can you see any forces in action? Are they pushes or pulls?

Forces can make things move and can make things change shape. Can you find evidence of any of these in your home?

Take a walk

Go for a walk in your local area. Look for evidence of flowers, seeds, berries and fruits. Did you find some plants that would disperse their seeds through wind, animals, water or even explosion?

A puppy's parents

Find pictures of two different dogs. List all the features of your two dogs. For example, short tail, fluffy tail, brown nose, pink nose, spotty coat, curly coat. Now take features from each parent to create a puppy. If you take short tail from one parent, don't also take fluffy tail. Draw a picture of your new puppy. Does it look like its' parents? Create another puppy in the same way choosing other features. How many different puppies can you create? <https://bit.ly/3710DH1>

Unplugged coding

Watch <https://bbc.in/2XBXWnp>

Create a simple obstacle course or draw an obstacle course on a piece of paper.

Now guide a robot (Parent/sibling/toy) through the obstacles course by shouting out simple instructions. E.g. forwards, right, left, backwards.

Drink surprise!

You will need 3 different flavours of water and 3 different food colourings. Add a drop or two of food colouring, use a colour which is different to what you expect, e.g. blue for strawberry. Ask someone at home to guess the drink you have given them. Get them to taste it and see if they were right. Were they surprised? <https://www.stem.org.uk/rxerzq>

Daytime moon observation

When you're outside in the daytime see if you can find the Moon in the sky. What shape is it? Keep a log of the shape of the moon each day and draw a picture of its shape. Be careful when looking into the sky and ask a parent to tell you how to do this safely. <https://www.stem.org.uk/rxwvzw>

Baking Soda Rocket

Find a small plastic bottle and a cork to fit securely in the top. Tape some straws to the bottle to make it stand up like a rocket then pour a little vinegar or lemon juice into the bottle. Take half a sheet of kitchen paper and pour a teaspoon of bicarbonate of soda onto it and wrap it up. Push the wrapped up paper into the bottle and seal it with the cork. Then stand it up in a safe space outside. Move away quickly and watch what happens. <https://www.science-sparks.com/baking-soda-rocket/>

Translucent, transparent, opaque

How many objects can you find in your house that are translucent, transparent and opaque. How do you know?

Density jars

Pour some different liquids e.g. coloured water, washing up liquid, golden syrup and vegetable oil into an empty glass jar. Observe what happens. <https://www.science-sparks.com/summer-density/>

Mission X – Building a bionic hand

It is difficult and tiring for humans to work in space. Bionic hands that can be remotely operated can help humans work more efficiently in space.

Try making a model bionic hand using cardboard, straws, string and elastic bands. You will need to think about how a human hand works to help you with your design. You can find out more here: <https://bit.ly/2XDvx0j>

Week beginning 29th June 2020

And finally:

Something for the summer!

Summer Play and Learn in the Woods



Mon-Thursday

9.30am-2.30pm

27,28,29,30 July

3,4,5,6 August

17,18,19,20 August

24,25,26,27 August




For children Reception- Yr 6

info and booking

www.sawpitwoods.co.uk

sawpitwoods@gmail.com



This club is to be run by St Mary's Forest School Teacher , Louise Munn, at their Forest School site.

Chiddingly Primary School

Tel: 01825 872307

East Hoathly CE Primary School

Tel: 01825 840247

St Mary the Virgin CE Primary School

Tel: 01892 770221

Website: www.pioneerfederation.co.uk