



Term 6 Week 7

Executive Headteacher:

Mr James Procter

Emails:

office@chiddingly.e-sussex.sch.uk

office@easthoathly.e-sussex.sch.uk

nurseryadmin@easthoathly.e-sussex.sch.uk

office@st-maryhartfield.e-sussex.sch.uk



Friday 17th July 2020

Dear Pioneer Families,

From September, we will be moving back to individual school newsletters. We'd like to say a special thank you to Mrs Funnell for assembling the weekly Federation newsletters together and for all the contributions made to these from across the Pioneer community.

You should have received our September Opening Letter and it is also available on the websites. We hope this has provided you with all the information you need about our approach to full school opening after the Summer break.

We'd like to thank you for all your support throughout this year and particularly through the unprecedented time we have experienced since March.

We look forward to welcoming you and all the children back to our Pioneer schools in September and hope that you all have a restful, safe and fun Summer holiday!

Pioneer Federation Senior Leadership Team & Pioneer Governors

School Fruit and Vegetable Scheme

On Thursday of this week, the Government confirmed that the school fruit and vegetable scheme, which was paused during the coronavirus (COVID-19) outbreak, will resume as normal in autumn when all children return to school. This scheme provides daily fresh produce for pupils in Key Stage 1 and helps every child have a healthy, happy start to life.



Top Tips for the Week:

- Remember to update ParentPay so it is cleared before the Summer.
- Check through the Newsletter for next year's term dates and some summer activities.
- Have a lovely summer break and we will see you all refreshed in September!

Chiddingly Primary School
Tel: 01825 872307

East Hoathly CE Primary School
Tel: 01825 840247

St Mary the Virgin CE Primary School
Tel: 01892 770221

Website: www.pioneerfederation.co.uk

Key Workers - St Mary's

This week Larch Class have completed their Quiz Championship with the 'Snakes' being the victors and have enjoyed creating play-scripts together! The group got to play games and make up activities at The Croft and recalled memories of the year together and in lockdown....



Year 6 - Chiddingly

The Year 6 Sycamore Leavers had a cake made for them and it looks amazing! It has everyone in Year 6's names written on it!

At Chiddingly, we are very sad to see our Year 6 leave, but wish them all the best at their new schools and for the future!



Reception - St Mary's

Throughout term 6 Maple Class have worked really hard to create a beautiful display of all of their learning on the topic 'Splash!' They have had such creative and imaginative ideas and have really challenged themselves.

Their display looks AMAZING!

Through the week Maple Class have made their own sea creatures.


They made turtles and sharks and jellyfish and electric eels!



Year 1 - Chiddingly

Beech Class were proud of their class poem about the seaside!

They have been working hard this week doing lots of painting and working on telling the time. We even drew ourselves as superheroes!



Chiddingly Primary School

Tel: 01825 872307

East Hoathly CE Primary School

Tel: 01825 840247

St Mary the Virgin CE Primary School

Tel: 01892 770221

Website: www.pioneerfederation.co.uk

We have one fabulous photo from home this week:



Lucas has been busy making his Viking shield and sword. Well done Lucas!

Year 6 - SMV

In school, Lucas' classmates have been making Viking Long boats.



T6W6 Assembly - East Hoathly

We held a lively and joyous celebration assembly at East Hoathly this week! We began by being entertained by Reception class with some fantastic singing – they also celebrated lots of their amazing learning from this week - bread making, model making, pirate writing, reading comprehension, pattern designing and tennis playing! What a busy time they all had!



Next, we went to Nursery who told us all about the story they have been reading – *The Snail and the Whale* – they showed us their beautiful paintings that they created to show stormy weather. Dawn and Harry told us all about how the children used cotton wool to help them make special effects!

In Year 5 and 6, Austyn read us her Epic Viking poem, describing Coronavirus as a Viking warrior and




Key Workers as the defenders of the people – a beautiful poem. Holly Z then told us all about the Theme Park she has designed in maths – she's done a great job as she managed to calculate her costs and income to ensure she made a great profit!



Year 1 have impressed everyone this week – they have become authors! They read the story of *The Jolly Postman* and then wrote their own versions. They even have envelopes with postcards inside like the original! Well done, Year 1!



Mr Lulham's group had lots to share with us today – brilliant acrostic poems from India and Stan, beautiful marble art work from Delilah and excellent descriptive writing from Orlaith!

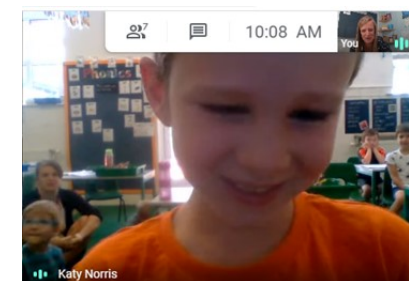



After we sung one of our favourite hymns – the Lord's My Shepherd - we celebrated awards being given out across the school. It was lovely to hear about children showing their Christian Champion learning power and being so kind and caring towards one another. Miss Hillier was awarded a certificate this week too – excellent learning about snails!

We finished by hearing about the adults' moments of the week, which included nursery children talking excitedly about moving to Reception, golden mile achievements, gardening, creativity in art and an amazing Viking play written, filmed and put together by Year 5 and 6!

Well done everyone for a brilliant week. Only one more left of the whole school year!

Assembly - St Mary's





Today we had our last Celebration Assembly for this year! It was full of the usual joy of hearing about what the children have been up to during their week at school. The Year 1s shared their stories about animals and toys coming to life; the Year 6 showed their amazing and super creative Viking ships made out of milk bottles; Maple sung us the alphabet song and told us about their adventures on The Croft; Miss Roberts' group showed us the work they had been doing on the life cycle of a butterfly and some of the stories they had written based on their favourite film or book and Mr Cline's group shared some of their play scripts they had been working on! Such a busy week for St Mary's!

We also had the pleasure to award Lucas with the Burbridge Shield, which is given to a Year 2 every year and is someone who shows loyalty, courtesy and quiet service. Well done, Lucas, very well deserved.

We then had the sad job of saying goodbye to lovely Mrs Norris. It was fantastic to see how many children put their hands up when asked who had been in Mrs Norris' class at some point! The Year 1, 2 and 3 children shared their favourite memories of Mrs Norris (lots of which included art and fun trips!) and the Year 1 children presented Mrs Norris with some self-portraits so she can always remember their smiley faces! We then showed Mrs Norris a video that Miss Banks put together with messages from some of the children at home – it was so lovely to see some of the children on the screen and Mrs Norris LOVED hearing their messages.

We will really miss you Mrs Norris – thank you for being such a wonderful part of the St Mary's community! Come and visit us soon!



A Poem to Year 6

Dear Year 6,

Although you may not know it, this leavers is not so different to before
We remember, we smile, we laugh and we celebrate all
It's been a year we'll never forget, for reasons not just bad
So as you walk through the gates at home time today, please don't feel sad.

Because across our Pioneer Schools we hope you feel our love
It's a beautiful, momentous day and the sun shines above
You're here with your friends and teachers at the place you learn and play
Years and years of memories to take with you on your way.

Our message to you as you fly our nest
Is to never give up, work hard, always try your best
Because someone has to be the next sporting sensation
Doctor, Astronaut, Leader of our nation!

So follow your dreams and nurture them too
Because you're all amazing, so why can't it be you?
It's never goodbye, it's just a 'see you soon'
Go out there, show everyone how wonderful you are
We have no doubt, that you'll all go very far.

Miss Banks x

Starters for STEM



Starters for STEM are 10 activities that parents can use at home to help children develop their science, technology, engineering and maths skills. These activities are easy to resource and provide children with the stimulus to talk about the world around them. If you see a link you can explore how to extend these activities, you will need to sign up, for free, to access these materials. Don't forget to share your work on social media

#ScienceFromHome

Creepy crawly palace
Create a palace suitable for a minibeast! Discover how to make your micro-habitat here http://www.treetoolsforschools.org.uk/activities/bdifs/pdf_minibeast_palace.pdf. Keep checking to see if anything moves in.

Weather diary
Start a weather diary. Can you see any patterns after a week, month, season? Keep it going for as long as you can and compare the weather at different times of the year. Can you see any differences?

Straw oboe
Try making a straw oboe. You will need a drinking straw and some scissors. Cut the end of the straw into an arrow shape and blow gently. Once you get a duck type sound try altering the length of the straw. What do you notice? <https://bit.ly/3berawB>

Umbrella
What is the best material for an umbrella? From your kitchen collect some materials to test. It could be paper (kitchen roll), fabric (tea towel), metal (silver foil) or plastic (cling film). Come up with a test to decide which material would be best for an umbrella.

Perfect pets
Pets have basic needs which need to be met to survive and be healthy. Think about the things we provide for our pets. Which are essential for survival and health and which are not. Can you make a booklet explaining how to look after your pet or an animal you would like as a pet?

Making things move
Take a toy car, or any toy with wheels and give it a push on 4 different surfaces in your house or outside space. Which surface do you think the car will go furthest on? Try it out a few times to find out. Can you find any other ways to make your toy car move?

Make a circuit
Using items you have at home can you make a model of an electrical circuit? What could you use for the wires, cell (battery) or buzzer? Can you add a switch? How would your switch be open or closed?

Soil shakers
Find out what's in your garden soil. Put a layer of soil in an empty jar with a lid. Fill the jar about 3/4 full of water and put the lid on tight. Shake up the soil and water mixture. Leave the jar to settle. You should see different layers of materials. Can you work out what they are?

Soil shakers
Find out what's in your garden soil. Put a layer of soil in an empty jar with a lid. Fill the jar about 3/4 full of water and put the lid on tight. Shake up the soil and water mixture. Leave the jar to settle. You should see different layers of materials. Can you work out what they are?

Kite Building
What makes the best kite? Should it be flat or does a cylinder kite work too? Which material is the best? Make a kite and take it out on a walk on a windy day to test it.

Make fake blood
Do you know what is in blood? Can you make a model of blood in an empty bottle? You will need something for red blood cells (red plasticine?), white blood cells (mini marshmallows?), nutrients, plasma and platelets. You can find out more about blood here: <https://www.bbc.co.uk/bitesize/topics/zwdv6yc/articles/zqy4cwx>

Week beginning 13th July 2020

10 Top Tips to encourage children to read in support of 'Reading Together Day'

To support the very first Reading Together Day, we (the DfE) have published tips for parents and carers of primary-aged children to help them encourage and support their children to read. They contain ideas on how to plan reading opportunities at home and make reading enjoyable and engaging, including during the coronavirus (COVID-19) outbreak.

1. Encourage your child to read

Reading helps your child's wellbeing, develops imagination and has educational benefits too. Just a few minutes a day can have a big impact on children of all ages.

2. Read aloud regularly

Try to read to your child every day. It's a special time to snuggle up and enjoy a story. Stories matter and children love re-reading them and poring over the pictures. Try adding funny voices to bring characters to life.

3. Encourage reading choice

Give children lots of opportunities to read different things in their own time - it doesn't just have to be books. There's fiction, non-fiction, poetry, comics, magazines, recipes and much more. Try leaving interesting reading material in different places around the home and see who picks it up.

4. Read together

Choose a favourite time to read together as a family and enjoy it. This might be everyone reading the same book together, reading different things at the same time, or getting your children to read to each other. This time spent reading together can be relaxing for all.

5. Create a comfortable environment

Make a calm, comfortable place for your family to relax and read independently - or together.

6. Make use of your local library

Libraries in England are able to open from 4 July, so visit them when you're able to and explore all sorts of reading ideas. Local libraries also offer brilliant online materials, including audiobooks and ebooks to borrow. See [Libraries Connected](#) for more digital library services and resources.

7. Talk about books

This is a great way to make connections, develop understanding and make reading even more enjoyable. Start by discussing the front cover and talking about what it reveals and suggests the book could be about. Then talk about what you've been reading and share ideas. You could discuss something that happened that surprised you, or something new that you found out. You could talk about how the book makes you feel and whether it reminds you of anything.

8. Bring reading to life

You could try cooking a recipe you've read together. Would you recommend it to a friend? Alternatively, play a game where you pretend to be the characters in a book, or discuss an interesting article you've read.

9. Make reading active

Play games that involve making connections between pictures, objects and words, such as reading about an object and finding similar things in your home. You could organise treasure hunts related to what you're reading. Try creating your child's very own book by using photos from your day and adding captions.

10. Engage your child in reading in a way that suits them

You know your child best and you'll know the best times for your child to read. If they have special educational needs and disabilities (SEND) then short, creative activities may be the way to get them most interested. If English is an additional language, encourage reading in a child's first language, as well as in English. **What matters most is that they enjoy it!**

FAIRTRADE SCHOOLS NEWS



Hello,

We're happy to bring Fairtrade tea producer [Patrick Kaberia](#) into your homes and schools! This short film features [Patrick](#) answering questions about [tea farming](#) in Kenya and Fairtrade in a Q&A format.

[Patrick](#) talks about climate change and the impact it is having on tea farmers in the part of Kenya where he lives.

<https://schools.fairtrade.org.uk/resource/patricks-virtual-visit/?>

[utm_medium=email&utm_source=engagingnetworks&utm_campaign=EC_patrick&utm_content=EC+Patrick](#)

Now for the creative part! Download your [Home Learning Challenge sheet](#) after watching '[Patrick's Virtual Visit](#)' to extend your learning further. We think you'll enjoy these two tea-riffic activities in particular...

Write your own interview

Interviews are a great way to learn about someone's life. Write your own interview questions for an older relative that you are unable to see in person and arrange a video or telephone interview. You could ask what they enjoyed doing when they were a child, or what their favourite book was!

Take climate action!

[Climate change](#) is a major issue for tea farmers like Patrick. They are planting trees to help protect the environment and mitigate the impacts of the changing climate. Decide on one action that you will take to help protect the environment this week. Let us know what you've decided to do and why by emailing schools@fairtrade.org.uk.

We have been sent the two emails that we felt we wanted to share with you so that you could take a look over the summer holidays if you felt it might be useful.



Dear School,

We are a team from South London and Maudsley NHS Foundation Trust delivering mental health and wellbeing sessions in primary schools. We are really pleased to be able to share our free access website with you: <http://www.cues-ed.co.uk/looking-after-ourselves>

There is a lot of information out there at the moment, but we wanted to create something fun and interactive for children to help them think about how important it is to look after ourselves, and others, during these challenging times.

The pages are primarily aimed at Years 3 and 4, but the tips and strategies are useful for us all! So please feel free to share with any year group, either in class or at home. We are happy to send you the Parent Info as a separate PDF that you can incorporate into your usual communications with families.

Please just let us know if that would be helpful.

We hope this is a useful resource - any feedback would be hugely appreciated!

With all best wishes

The CUES-Ed Team

Barnardo's 'See Hear Respond' Service

See Hear Respond is a service provided across England by Barnardo's and other national and local community-based organisations in response to the coronavirus (COVID-19) outbreak.

The programme has been created to help children and young people in England who are experiencing harm and increased adversity during this period by providing support to those who are not being seen by social care or other key agencies.

Working with its partners, Barnardo's aims to reduce the likelihood of harm and ensure other support and protective networks are in place.

See Hear Respond accept referrals from any source either through the Freephone number 0800 151 7015 and via the [online referral hub](#).

And one email tht we have been asked to share with you by Sussex Police



16 July 2020

Dear Parents and Carers,

With the school summer holidays fast approaching, we would like to work with you to make sure that your children or young people continue to stay safe during this time.

Below are some helpful resources to help you and your children keep safe.

Yourpolice.uk is an [Instagram page](#) where young people can ask questions to police about a variety of topics including crime and how to keep themselves safe.

Make Good Trouble provides radio shows, videos, and support and advice for parents and carers on [website here](#). The site also links to their Facebook group '[Raising Teens in Lockdown](#)' where you can find advice and also share your tips with other parents and carers.

CEOP - Children and young people are spending more time online, and while it is a great way to keep in touch with friends, it can also bring risks.

It's important to talk to your child about staying safe online and what sites they're using. . Find advice or report any concerns [here](#).

GOV.uk - Lockdown restrictions are continuing to ease as places such as shopping centres, restaurants and gyms begin to open.

Make sure you keep up to date with the Government advice on Coronavirus. Talk to your child or young person about keeping safe as restrictions ease. Find up-to-date information on Coronavirus [here](#).

Sussex Police - Find crime prevention and safety advice on the Sussex Police website [here](#).

Police Officers and Police Community Support Officers (PCSOs) will be visibly patrolling our communities over the coming months and continuing to work with partner agencies, to keep people safe. If you or your child sees us out on patrol, come and say hello, ask us questions or stop for a chat.

Yours sincerely,
Jo Grantham DG614
T/ Chief Inspector

Not protectively marked

Dates for your Diary:

School Term and Holiday Dates 2020– 2021



	SEPTEMBER 2020	OCTOBER 2020	NOVEMBER 2020	DECEMBER 2020
Monday	7 14 21 28	5 12 19 26	2 9 16 23 30	7 14 21 28
Tuesday	1 8 15 22 29	6 13 20 27	3 10 17 24	1 8 15 22 29
Wednesday	2 9 16 23 30	7 14 21 28	4 11 18 25	2 9 16 23 30
Thursday	3 10 17 24	1 8 15 22 29	5 12 19 26	3 10 17 24 31
Friday	4 11 18 25	2 9 16 23 30	6 13 20 27	4 11 18 25
Saturday	5 12 19 26	3 10 17 24 31	7 14 21 28	5 12 19 26
Sunday	6 13 20 27	4 11 18 25	1 8 16 22 29	6 13 20 27
	JANUARY 2021	FEBRUARY 2021	MARCH 2021	APRIL 2021
Monday	4 11 18 25	1 8 15 22	1 8 15 22 29	5 12 19 26
Tuesday	5 12 19 26	2 9 16 23	2 9 16 23 30	6 13 20 27
Wednesday	6 13 20 27	3 10 17 24	3 10 17 24 31	7 14 21 28
Thursday	7 14 21 28	4 11 18 25	4 11 18 25	1 8 15 22 29
Friday	1 8 15 22 29	5 12 19 26	5 12 19 26	2 9 16 23 30
Saturday	2 9 16 23 30	6 13 20 27	6 13 20 27	3 10 17 24
Sunday	3 10 17 24 31	7 14 21 28	7 14 21 28	4 11 18 25
	MAY 2021	JUNE 2021	JULY 2021	AUGUST 2021
Monday	3 10 17 24 31	7 14 21 28	5 12 19 26	2 9 16 23 30
Tuesday	4 11 18 25	1 8 15 22 29	6 13 20 27	3 10 17 24 31
Wednesday	5 12 19 26	2 9 16 23 30	7 14 21 28	4 11 18 25
Thursday	6 13 20 27	3 10 17 24	1 8 15 22 29	5 12 19 26
Friday	7 14 21 28	4 11 18 25	2 9 16 23 30	6 13 20 27
Saturday	1 8 16 22 29	6 12 19 26	3 10 17 24 31	7 14 21 28
Sunday	2 9 16 23 30	6 13 20 27	4 11 18 25	1 8 16 22 29

Bank and Public Holidays 2020 - 2021

Christmas Day	Friday 25 December 2020	Easter Monday	Monday 5 April 2021
Boxing Day Holiday*	Monday 28 December 2020	Early May Bank Holiday	Monday 3 May 2021
New Year's Day	Friday 1 January 2021	Spring Bank Holiday	Monday 31 May 2021
Good Friday	Friday 2 April 2021	Summer Bank Holiday	Monday 30 August 2021

*Replacement Bank Holiday day when the bank holiday falls on a weekend

Key

Staff Training Day (INSET DAY)	Start of term for pupils	End of Term	Public Holidays	School Holidays	
--------------------------------	--------------------------	-------------	-----------------	-----------------	--

Term Length (Days)

Term 1	3 September 2020	-	23 October 2020	37
Autumn term break	26 October 2020	-	30 October 2020	
Term 2	2 November 2020	-	18 December 2020	35
Christmas break	21 December 2020	-	1 January 2021	
Term 3	4 January 2021	-	12 February 2021	30
February break	15 February 2021	-	19 February 2021	
Term 4	22 February 2021	-	1 April 2021	29
April break	2 April 2021	-	16 April 2021	
Term 5	19 April 2021	-	28 May 2021	29
May break	31 May 2021	-	4 June 2021	
Term 6	7 June 2021	-	23 July 2021	35
			Total	195

And finally:

ESBAS SCHOOL ATTENDANCE HELPLINE

01273 481967

IF YOU HAVE ANY
QUESTIONS ABOUT SCHOOL
ATTENDANCE FROM
SEPTEMBER 2020, ESBAS
STAFF WILL BE AVAILABLE TO
TALK EVERY TUESDAY AND
THURSDAY IN AUGUST
BETWEEN 1-3PM.

ALTERNATIVELY, EMAIL A
QUESTION TO:

ESBAS@EASTSUSSEX.GOV.UK



Chiddingly Primary School
Tel: 01825 872307

East Hoathly CE Primary School
Tel: 01825 840247

St Mary the Virgin CE Primary School
Tel: 01892 770221

Website: www.pioneerfederation.co.uk