

'Toys'



Year 1 and 2 Newsletter Term 1 2020

Dear Parents,

Welcome back, I hope everybody had a great summer holidays. This term we are beginning an exciting new topic- *Toys!* We will be learning about the toys we play with, the toys our parents played with, the toys our grandparents played with and also toys that are even older than that!

Alongside this we will be learning about the materials that are used to make toys and also attempt to design and make our own toys.

Some of the key texts we will be using for our learning are:






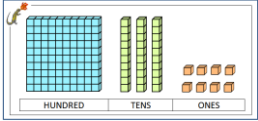
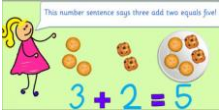




















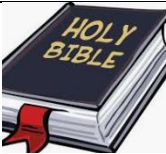
If you would like a learning activity to complete at home during this term with your child, you can choose from one of these activities:

- Ask a family member about the favourite toy they had when they were younger, why was it their favourite?
- Play a board game with members of your family, how has how we play games changed?
- Have a go at making your own board game.
- Design a new toy, what would it be like?

The learning map attached to this newsletter outlines the areas we will be learning about and some of the work we will be doing in teacher-focussed activities and group work. We are also placing an emphasis on continuing to learn times tables through maths sessions and at home.

'Toys' Learning Map Term 1 2020

What are we learning this term?

Literacy	Story writing 	Instructions 	Description 
Maths	Number and place value 	Addition 	Subtraction 
Science	Materials 	Grouping materials 	Suitability for toys 
History	Toys from the 20 th century 	Victorian toys 	History of Lego 
Music		Charanga – Hey you!	
ICT	E-Safety 		Lego builders 
PSHE		Emotions 	Being me in the world 
Art and DT	Collages 	Designing puppets 	Making puppets 
RE		God 	

Home Learning

Reading	<p>Please read with your child at least three times a week, even if it is just for 5 minutes. When reading with your child, please acknowledge the fact that the book has been read by <u>signing and dating in their reading record book</u>.</p> <p>During reading sessions, please discuss the story with your child and ask them questions about what they are reading. These questions will help to develop their understanding of what they are reading as comprehension and discussion are key reading skills in Year 1 and 2.</p> <p>Books can be changed at the trolley in the learning zone at any time.</p>
Spellings and homework	<p>Spellings will be given out each week on a Friday, then will be tested on the following Thursday. Please ensure that books are returned to school on Thursday. - Please practise these words with your child at home in their spelling book. These will then be tested on a Thursday in school and scores will be written in the book at the end of the week for you to see.</p> <p>We intend to send home the first weeks spellings in Week 4, once we have had an opportunity to assess the children and identify the most appropriate spellings for them.</p> <p>We will also begin to set the children homework on Mymaths this will begin the week commencing the 21st of September and you will receive more information regarding these in due course.</p>
Maths	<p>Please can children continue to learn their times tables at home.</p> <p>Year 1 children should be learning 10x, 2x and 5x tables</p> <p>When secure with the 2x, 5x and 10x tables, children should be moving onto 3x and 4x tables</p> <p>BBC Bitesize website has links to times tables songs that children can learn. https://www.bbc.com/bitesize/topics/zqbg87h</p> <p>Purple Mash Times Tables Games: https://www.purplemash.com/</p> <p>Search for 'speed tests' and then choose the one that you would like to practise.</p> <p>MyMaths can be used at home for the children to explore and practise skills from class work whenever they choose.</p>

Useful Websites to support learning

<https://www.theforgottentoyshop.co.uk/pages/history-of-toys-games>

<https://brightonmuseums.org.uk/discover/2012/05/21/toy-timeline/>

<https://brightonmuseums.org.uk/discover/2012/05/21/toy-timeline/>

Reminders

- Please can you make sure your child brings in a **water bottle** and their **book bag** each day.
- Can the children please always have a **coat** in school as the weather can be unpredictable.
- Our PE days are **Monday** and **Friday** but PE kits should be in all week.
- Wellington Boots – Please can all children have a set of wellies in school at all times, this is so we can use the field and outside areas when it is wet and muddy.

Key Words:

- toy
- old
- new
- material
- compare
- game
- detail
- quality

We hope you all have lovely term supporting the children in their learning and can see how much they have learnt already. Please do not hesitate to come and speak to me if you have any questions,

Thank you for your support.

Miss Williams, Miss Hillier and Miss Roberts.