

East Hoathly C.E. School
 Church Marks Lane
 East Hoathly
 Lewes
 East Sussex
 BN8 6EQ

Telephone: 01825 840247

NEWSLETTER 17

Friday 29th January 2021

Executive Headteacher: Mr James Procter

Email: office@easthoathly.e-sussex.sch.uk

Christian Value

This term's value is:

Truthfulness

Alfie in Owl Class says:

"It is important to be truthful because if you lie, you will make the situation and the outcome worse. It is important to always be truthful."



Village Future

If your child has an idea of what they would like to see or do in the village in the future, please email their ideas to eh-year56@pioneerfederation.co.uk

Ideas will be forwarded on to East Hoathly Parish.

Thank You

Thank you for all of the work we have received so far!

Please keep sending it in so we can share what the children get up to!

Contingency Plan

We have updated our school contingency plan. If you wish to read it, it is under the covid tab on our website.

Travel to Malawi

As you know, we are completing the federation wide challenge of virtually travelling to Malawi.

So far, our federation's children, parents and staff have run, walked, skipped, jogged and biked a total of 430.72 miles out of our 6,555 mile target.

Please keep sending in your miles to traveltomalawi@pioneerfederation.co.uk—every mile counts! Please send in photos of your walk too—we would love to feature them in the newsletter! Read further on in the newsletter for more information.

The Bushell family went on a walk this week in Little Horsted and they came across a WW2 pillbox! The interior is in incredible condition—what a find!

Archie from Squirrel Class has also been racking up his miles by walking around Arlington Reservoir! Well done Archie! Keep it up!




Home Learners of the Week

Well done to all of our learners at home! You have all worked so hard and produced such high quality work!

Foxes – Learner of the Week - Home

Maisy


For working incredibly hard and create a fantastic model of the Five Pillars of Islam and creating a fantastic book review for 'Little House on the Prairie'



Owls – Learner of the Week - Home

Darcy

for working really hard on mental maths and multiplying and dividing decimal numbers.



Nursery – Learner of the Week - Home

Everyone!

Well done for keeping going!



**East Hoathly
Nursery
Rabbits and
Duckling
Classes
2020-2021**

Hedgehogs – Learner of the Week - Home

Dylan


for creating his own learning around colours and science experiments.



Squirrels – Learner of the Week - Home

Archie

for working hard to practice his reading at home and getting another certificate on Reading Eggs!



School Learners of the Week

Well done to **all** of our learners at school! You have all worked so hard and produced such high quality work!

Foxes – Learner of the Week - School

Max W

For creating an amazing paper theatre and writing his own play script. He has been working very hard in all his learning.



Owls – Learner of the Week - School

Alfie

For being really positive and hardworking this week. He made a fantastic paper theatre and is going to create a play based on the story of Mulan.



Nursery – Learner of the Week - In Nursery

Riley



For working so hard to hear the initial sounds in words and working hard try to write his name.



Hedgehogs – Learner of the Week - School

Charlie

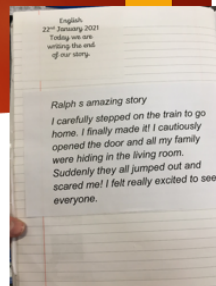

for working really hard on his phonic sounds this week.



Squirrels – Learner of the Week - School

Ralph

for a fantastic beginning middle and end in his story writing.



HOME LEARNING

Please send pictures of your child's learning so it can feature in the next newsletter! We can't wait to see and share their incredible home learning!

Joshua from Owl Class spent his Wednesday creating a fruity feeder for the birds in his back garden! I am sure the birds are very grateful for that lovely array of fruits!

Brilliant work, Joshua!

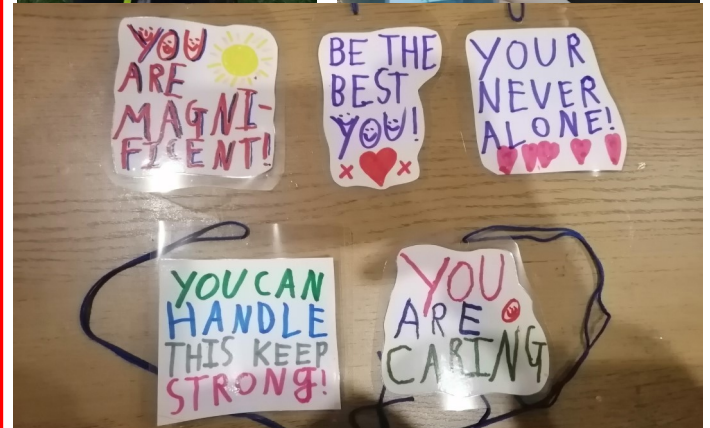


Ewan and Charlie have taken 'Wellbeing Wednesday' in their stride and snuck out of the house, bright and early, to deliver secret positive messages for their neighbours.

What a lovely idea, boys!



Chloe from Hedgehog Class has been experimenting with play hoses as a part of her learning about firefighters. Maybe you could link up with Theo and be our school firefighters! Great work, Chloe, keep it up!



Catherine and Sophie from Fox Class have created a candy crush theatre as part of their topic this week. I love the audience of stuffed teddies! What great work you've done here, girls! Well done!




Theo from Squirrel Class has created this rather spectacular fire engine, complete with a fully functioning ladder!

It's even big enough for him to fit inside! Well, we'll know who to call if we need help, Theo!

What a cracking job you've done!

Well done, Theo!



SCHOOL BUBBLES

Here, we are going to share the learning taking place in each of the bubbles throughout the week!

Nursery Bubble

Nursery this week have been exploring different textures! They have also made a fire engine by painting a box red and decorating it. They have had lots of fun pretending to be firefighters! Well done!



EYFS/KS1 Bubble

This week, the EYFS/KS1 bubble had a go at gardening during Wellbeing Wednesday! The children also had a go at bubble blow painting! Well done! You've worked really well this week!



KS2 Bubble

As well as a spot of gardening, the KS2 Bubble have created their own Chinese dragons as an activity for Wellbeing Wednesday! They are so bright and colourful, KS2! Well done!



MISS LEWIS' VIRTUAL WONDERWALL

We are celebrating some of the fantastic writing the children are completing both at home and at school. Each week, we will post some examples of children working exceptionally hard on their writing to our Virtual Wonderwall!

This week, Scarlett has created her dream tree house and has used a lovely design to share her ideas. Her piece was inspired by the 'How to build a treehouse' instruction writing task. What a great treehouse, Scarlett and we love the addition of a swimming pool! Well done!



MISS LEWIS' VIRTUAL WONDERWALL

This week, Ralph has used his technological knowhow to design a powerpoint to share the treehouse he created. He used Miss Lewis' Wonderwall task as inspiration. They are some great instructions! Well done Ralph!

RALPHS TREEHOUSE



Wonderwall Challenge 3
How to build a treehouse



BUILDING INSTRUCTIONS

1. Find a large tree in your garden.
2. Find some wood to make it out of.
3. Build the ladder so you can reach the top.
4. Build the platform as big as you want it.
5. Build the walls and fence so you don't fall off.
6. Make the roof to keep it dry inside.
7. Fit windows and door.
8. Plant some wonderful flowers and Blueberries.
9. Add furniture and toys.

MISS LEWIS' VIRTUAL WONDERWALL

We are celebrating some of the fantastic writing the children are completing both at home and at school. Each week, we will post some examples of children working exceptionally hard on their writing to our Virtual Wonderwall!

This week, Darcy (Year 6) tells us the story of Jimmy, a boy who has to leave his treehouse behind when his family move to the big city. Her piece was inspired by this short video - <https://www.literacyshed.com/embarked.html>

Embarked by Darcy Allen

Embarked story:

There I was, waiting for the dreadful moment to come. We were all packed up and ready to go! I couldn't get myself to walk away. But I knew I had to. Sadly, I placed my mustard yellow, builders' hat onto the small balcony outside the treehouse.

Max (our dog) was obviously very excited by repeatedly jumping up at me and wagging his brown fluffy tail. I would have normally played with him, but I just was not in the right mood.

"Come on Jimmy," Shouted mum "We'll be late otherwise."

Reluctantly I headed towards the car, dragging my feet across dust and dirt. Tears belting down my face.

Sympathetically dad exclaimed, "we know that this is hard for you Jim, but its for the best, trust us."

I could not pull myself together. Sitting there in the back seat, of our grey Volvo, with Max on my lap. And squished between boxes and bags with our prized possessions in.

When we got to the house, I walked out into the tiny garden, suddenly I saw my yellow builders' hat, sitting in the patchy grass.

I was so confused, "how did it get there." I constantly thought.

Immediately I spotted a familiar looking branch behind the wooden fence. I peeked my head around the gap, to find my beloved TREE- HOUSE!!! It came back for me!

I was happier than I have ever been before! I ran over to it and gave it a great big hug.

I spotted two children, in the corner of my eye, staring at my treehouse in awe.

"Do you want to play with me?" I asked the children.

"Yes please," they said.



Let's Get Pioneer Community Physical throughout Lockdown

Our Challenge 'Travel from East Hoathly to Malawi' the distance of 6555 Miles

What do you need to do?

Walk, jog, cycle or scoot, as part of your outside exercise each day and keep track of your distance.

Every person who 'travels' can count their distance, so if 3 family members walk for 3 miles that would be 9 miles towards the journey.

At the end of the week fill your distance log sheet and email it to traveltomalawi@pioneerfederation.co.uk Miss Denney (East Hoathly) who will then be combining all the distances together and giving us weekly updates. Feel free to also send in photos of your 'travels' so we can share them with our community.

All children, parents and staff are encouraged to take part!

Is this doable?

Of course! If 100 members of our four school community take part each member would need to do roughly an average of 13 miles per week across the 5 weeks until the end of February half term.



Why Malawi?

As part of our work to develop children's understanding of Christianity as a Global Faith and the differences in the lives led by Christians around the world, we are beginning to establish a link with the Christian charity

Starfish Malawi. Starfish Malawi is a Christian organisation whose vision is a just world where every child is educated, healthy and cared for. Their mission is to reduce extreme poverty and build the Kingdom of God in the lives of children, through collaborative work within communities, schools and churches in the UK and Malawi.

READY, SET, GO.....





'Travel from East Hoathly to Malawi' Distance Log

<u>Name (s):</u>		<u>School:</u>	
------------------	--	----------------	--

<u>Day of the Week</u>	<u>Miles Travelled - Whole Family</u>
<u>Monday</u>	
<u>Tuesday</u>	
<u>Wednesday</u>	
<u>Thursday</u>	
<u>Friday</u>	
<u>Saturday</u>	
<u>Sunday</u>	
<u>Total Miles this week</u>	



Well Done -
See if you can go even
further next week!

Dates for your diary 2020/2021

Feb 2021

4th—FGB Meeting

12th—International Day

12th—End of Term 3

22nd—First day of Term 4

Mar 2021

5th—World Book Day

9th—Parent Consultations—4-6pm

11th—Parent Consultations—4-6pm

22nd—FGB Meeting

24th—Lockdown practice

31st—Parent Forum—9.00am

Apr 2021

1st—Easter Service—9.25am

1st—End of Term 4

19th—First day of Term 5

27th—Parent Forum—2.45pm

May 2021

3rd—Bank Holiday

11th—FGB Meeting

21st—Sports Day and Picnic

26th—Pioneer Day

28th—End of Term 5

Jun 2021

7th—First day of Term 6

30th—Parent Forum

Jul 2021

6th—Results Day

6th—Summer production dress rehearsal

8th—Summer production—2pm

8th—Summer production—6.30pm

30th—Parent Forum

Jul 2021

12th—Residential

13th—Residential

14th—Residential

Dates for your diary 2020/2021

Jul 2021

14th—FGB Meeting

16th—Reports out to parents

17th—Groundforce

20th—Parent Consultations—reports only

22nd—Leavers' Service—9.25am

22nd—End of Term 6

23rd—INSET Day

