

'Off We Go!'

Reception Newsletter - Term 3




Dear Parents,



What an exciting term we have had- one full of an array of different celebrations and experiences!

Our topic next term is 'Off We Go!' where we will be learning about different types of transport and the journeys that they can take us on. We will also be looking closely at how transport such as cars, buses and planes have changed since they were first invented. In addition, we will be looking at the emergency services and what each one does to help us and the local community. We will also be exploring Chinese New Year.

Key Texts



Literacy

Our focus in literacy this term is to secure our phonic knowledge to write words, sentences, instructions, letters and stories through talk for writing. In reading, our phonics knowledge, high frequency and tricky words will develop further from our reading of key texts and sharing and discussing new stories together. The fiction texts we will be looking at are 'The Naughty Bus' and 'Whatever Next!' We will also be exploring some non-fiction books to find out about people who help us and different vehicles.

Maths

We will be continuing to secure our number skills by learning number bonds and then exploring addition and subtraction with games and activities. We will be looking at data handling by counting vehicles. We will continue to explore money through our play.

Home Learning

Thanks to constant practice, the children's reading is developing well. Thank you to all of you who support this at home. It really does make a difference! Please continue to make note of this in your child's reading record too.

Reading	Please read with your child regularly, even if it is just for a few minutes. Please focus on blending sounds together and focusing on reading the high frequency words and tricky word cards. We will also be recording sounds for the children to focus on within their reading books.
Little Wandle	Phonic home learning sheets will continue to come home with tasks for you to work together on. Please use the books to complete these and then bring them in weekly.
Maths	To help consolidating the children's counting. Please spend time counting objects around the house one to one with confidence to 10 and their knowledge of 1 more and 1 less. .

Websites and Links

- www.purplemash.com for Literacy and Maths games and transport themed projects.
- www.phonicsplay.co.uk Phase 2,3 and 4 games, blending sounds and words.
- If you wish to make learning games to have fun at home, you can print from www.twinkl.co.uk and browse the EYFS Reception section.
- www.cbeebies.co.uk for Number Blocks
- All information for the term is also on the school website.

Quick Reminders

- Please can you make sure your child brings in a named **water bottle** and their **book bags with reading books/ records in everyday.**
- Can the children please always have a coat in school particularly as the British weather is unpredictable!
- Our PE day is Thursday afternoons, but **PE kits should be in all week.**
- Please can all children have a spare set of underwear and socks in their PE bag in case of any accidents. It is much more comforting for children to have their own change of clothes to put on if the need arises.



Wheel Week - Week 3

We will be asking you to bring in your wheeled ride on toys such as bikes or scooters on Monday. We will use these to inspire our writing, counting and measuring.

If you have any unusual vehicles such as an old bicycle, a tractor or a vintage car that you would be able to bring in and talk to us about, please let us know. Also if you have any models of unusual transport then we would love to see them!

We will also be welcoming Miss Caddick to the Reception team in January, she will be with us all week as our teaching assistant.

Thank you for your continued support and please do not hesitate to come and see us if you have any questions or comments.

Have a wonderful Christmas and New Year- We can't wait to see you again in January!

Miss Howes & Mrs Roberts

