


What makes a Great Explorer?

Year 1 and 2 Newsletter Term 5 2024

Dear Parents and Carers,

We hope you all had a lovely Easter break and welcomed in the spring weather with family and friends. In term 5, we will become explorers! We will be using different text to help us understand 'What makes a Great Explorer?'. We will look at some famous explorers including Ernest Shackleton and linking this to coastlines and continents through writing our own narratives and information texts. We will be making sculptures in DT using recyclable resources as well learning more about the Muslim religion, and how to make spreadsheets on the computer. In Maths, we will continue to build our mathematical skills of multiplication and division as well as adding new skills of statistic and fractions.


Some of the texts we will be using for our learning are:



Narrative writing



Postcards



Information texts

If you would like a learning activity to complete at home this term with your child, you could choose from one of these example activities:

- Make a sculpture from recycled materials. Maybe an explorer's ship or a famous building?
- Research an explorer... Where did they go? What did they find?
- Create an explore logo/badge
- Create an informative text for a place you have explored or a new place you have found out about

The learning map attached to this newsletter outlines the areas we will be learning about and some of the work we will be doing in teacher-focussed activities and group work.

Helping to enrich our topics





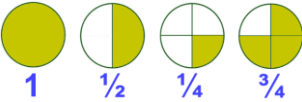











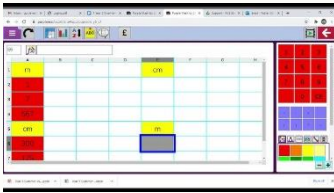






It is always great to have items that support our topic, so if anyone has any items that may help us with any of the work above that we could borrow, we would love to see them. We will have a topic-based 'show and tell' weekly on a Friday, see below the slot for your child.

Week 1 Friday 26th April - Year 1 boys

Week 2 Friday 3rd May - Year 2 girls

Week 3 Friday 10th May - Year 1 girls

Week 4 Friday 17th May - Year 2 boys

Literacy	 <p>Narrative writing</p>	 <p>Postcards</p>	 <p>Information texts</p>
Maths	<p>Y1 Multiplication & division Y2 Statistics</p> 	<p>Fractions</p> 	<p>Y1 Place value withn 100 Y2 Problem Solving</p> 
Science	<p>Observe</p> 	<p>Habitats</p> 	<p>Questioning</p> 
Geography		<p>What do we find on the coast? Why is it changing?</p>	
History		<p>Who discovered where? Explorers around the world.</p>	
Music		<p>Explore different periods of music</p>	
ICT		<p>Spreadsheets</p>	
PSHE		<p>Relationships</p>	
DT		<p>Sculptures and recycled materials</p>	
RE		<p>Who is a Muslim and how do they live? (part 2)</p>	

Home Learning

<p>Reading</p>	<p>Please read with your child at least three times a week, even if it is just for 5 minutes. When reading with your child, please acknowledge the fact that the book has been read by signing and dating in the reading record book.</p> <p>During reading sessions, please discuss the story with your child and ask them questions about what they are reading. These questions will help to develop their understanding of what they are reading as comprehension and discussion are key reading skills in Year 1 and 2. Little Wandle Phonics books will be changed every Friday. If your child does not return the previous weeks book, they will not be sent home with a change of book the next week. Beyond this, children will be on a coloured reading phase and can change these as frequently as they need to.</p>
<p>Phonics</p>	<p>Most children in Squirrels will reviewing the phonic sounds they have been learning this term, they will have weekly tasks to complete linked to these on a Friday. Some further Phonics activities:</p> <p>Mr. Thorne Does Phonics http://www.youtube.com/user/breakthruchris http://www.mrthorne.com/</p> <p>If you are unsure how to correctly pronounce any of the sounds go to Mr. Thorne Does Phonics where you can watch videos of Mr. Thorne or his friend Geraldine the Giraffe teach the sound and discuss words including it. He also has apps for Android and Apple available.</p> <p>Phonics Play www.phonicsplay.co.uk</p> <p>This is a very popular website we use regularly in our phonics lessons. The children will be familiar with the website and its games. Some of our favourite games are:</p> <ul style="list-style-type: none"> • Flashcards • Buried Treasure • Dragons Den • Picnic on Pluto • Reading Robot <p>Some children in Squirrels will be given tasks related to the Year 1 and 2 common exception words to practice on wordsearches, on a Friday. Again, there will be no formal spelling test for squirrels.</p>
<p>Maths</p>	<p>Maths homework will be set from a new CPG book. It will be set on a Friday and need to be returned on the following Friday. The children can bring it back in whenever they have finished it during that week and put it in the 'finished homework' box.</p>

Useful information and reminders:

- Please can you make sure your child brings in a **water bottle** and their **book bag** each day.
- The children will need a **named coat and hat** as the weather starts to get a bit warmer (hopefully!)
- Our PE days are **Thursday and Fridays** so please send your child into school in their PE on these days. Please ensure this consists of shorts/trousers, t-shirt, jumper and trainers or plimsolls.

We hope you all have lovely term supporting the children in their learning.

Thank you for your support.

Mrs Tucker and Mrs Twinn