



Once Upon a Time

What happens in Fairy-tale Land?






Reception Term 4

Dear Parents,

Welcome back! We really hope you have had a wonderful half-term holiday.

. Our topic this term is 'Once upon a time'. We will be spending time learning about castles, knights, kings and queens. As part of this topic, we will look at non-fiction books and will be writing letters, posters and invitations. We are also planning on enjoying a Royal Banquet with our friends.

Some of the texts we will be looking at are:



Home Learning

<p>Reading</p>	<p>As per last term, your child will bring one Little Wandle book home for an entire week and they will also be given the opportunity to take one other book home as often as they choose. We do encourage them to change this book, when it has been read either at home or at school. Please read with your child regularly, even if it is just for 5 minutes. It is really important that the children bring their book bags, yellow reading record and their reading book into school every day. When reading with your child, please acknowledge the fact that the book has been read by signing and dating in the comments book, or you may like to add a positive or helpful comment in the reading diary. The sounds and the tricky words we are covering are outlined on the homework sheet. Instant recognition of these words leads to much more rapid fluency and the children feel really excited by gaining that proficiency.</p>
<p>Writing</p>	<p>The children will continue to practice their letter formation. We will be trying to encourage the children to become more independent writers. They are really developing their ability to write in a phonetically plausible way (ie. I am a reallee good righer) and it is essential that they are not corrected, but are encouraged to write in as many contexts as possible (cards to grandparents, shopping lists, signs around the house).</p>
<p>Maths</p>	<p>The most important thing for children in their reception year is that they can read, write, order and recognise numbers to 20. Please encourage the children to count their toys when playing and try to write and use numbers when appropriate at home. If they are struggling with teen numbers, do write out number cards and put them on the stairs or around the house so</p>

	that you can play 'spot the number.'


Key questions to ask your child at home:

Who lived in a castle?

How is living in a castle different to living in a house?

Who worked in a castle?

What job would you like to have done in the castle?



Key vocabulary

Castle, knights, princesses, kings, queens, moat, drawbridge, jousting, banquet, portcullis, crenulations

Useful Websites

www.ictgames.co.uk and www.topmarks.co.uk for Literacy and Maths games.

www.phonicsplay.co.uk Phase 3 and 4 games, blending sounds and words.

If you wish to make games to have fun at home with learning, you can print from:

www.twinkl.co.uk and search Knights, Castles or Kings and Queens, to find games and activities to learn vocabulary and facts linked to the topic.

Quick Reminders

- Please can you make sure your child brings in a named water bottle and their book bags each day. This should be filled with water only. They must also always have a coat, even if it is sunny first thing in the morning.
- Can we please ask that **PE kits are in on Mondays**.

Thank you for your support,

Miss Howes & Mrs Luckhurst