



Do you need a castle to conquer?

Squirrels Newsletter Term 6 2024

Dear Squirrel Class Families,

We hope you have all had a lovely week. This term our topic is all about castles as we explore the big question: 'Do you need a castle to conquer?' This is a history-based topic learning about the castles and historical event in our local area, such as The Battle of Hastings and learning about local castles.

Some of the key texts we will be using for our learning are:



Helping to enrich our topics

It is always great to have items that support our topic, so if anyone has any items that may help us with any of the work above that we could borrow, we would love to see them. We will have a topic-based 'show and tell' weekly on a Friday, see below the slot for your child.













Week 1 Friday 14th June - Year 1 boys

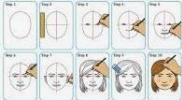

Week 2 Friday 21st June - Year 2 girls

Week 3 Friday 28th June - Year 1 girls

Week 4 Friday 5th July - Year 2 boys

Term 6 Learning Map

<p>Literacy</p>				
<p>Maths</p>	 <p>Money</p>	 <p>Measures</p>	 <p>Time</p>	 <p>Place value to 100</p>
<p>Science</p> 	<p>Materials</p> <ul style="list-style-type: none"> To know that some materials can change shape and some are solid. To know the names of materials: wood, metal, plastic, fabric, rubber, glass, cardboard, paper, water and rock. To compare and identify the properties of materials. To name the material and its properties. To predict when investigating and draw conclusions linking back to their predictions. To apply their knowledge from their conclusions to the real world around them To know why and how to improve their investigations. 			
<p>History</p> 	<p>Features of castles</p>	<p>The Battle of Hastings</p>	<p>Comparing castles</p>	<p>Castles in other countries</p>
<p>Music</p> 	<p>Listening, composing and performing Tchaikovsky's 'Sleeping Beauty' Ballet 'Once upon a Dream' from Disney's 'Sleeping Beauty'</p> <ul style="list-style-type: none"> Appraisal of music. Confidence in performing (singing percussion). Put on a class performance (recorded or live). 			
<p>ICT</p> 	<p>Pictograms</p> <ul style="list-style-type: none"> What do we need to think about when planning a presentation? Why should I plan out my presentation? 			
<p>PSHE</p> 	<p>Changing me</p> <ul style="list-style-type: none"> Do you know how you have changed since you were a baby? Do you know how you will change as you become an adult? Do I understand the differences between the biology of boys and girls? 			

	<ul style="list-style-type: none"> Do I understand that my body is mine and some parts are private? Do I understand I do not talk about body parts, apart from when needed?
<p>Art</p> 	<p>Portraits</p> <ul style="list-style-type: none"> To learn about artists who create portraits. To learn what a portrait is. To learn about how to draw portraits and have a go at creating a portrait of a special person to them i.e. a friend/family member.
<p>RE</p> 	<p>What makes some places sacred to believers?</p> <p><u>Make sense of belief:</u></p> <ul style="list-style-type: none"> Recognise that there are special places where people go to worship, and talk about what people do there Identify at least three objects used in worship in two religions and give a simple account of how they are used and something about what they mean <p><u>Understand the impact:</u></p> <ul style="list-style-type: none"> Give examples of stories, objects, symbols and actions used in churches, mosques and/or synagogues which show what people believe Give simple examples of how people worship at a church, mosque or synagogue <p><u>Make connections:</u></p> <ul style="list-style-type: none"> Think, talk and ask good questions about what happens in a church, synagogue or mosque, saying what they think about these questions, giving good reasons for their ideas

Home Learning

<p>Reading</p>	<p>Please read with your child at least three times a week, even if it is just for 5 minutes. When reading with your child, please acknowledge the fact that the book has been read by signing and dating in the reading record book.</p> <p>During reading sessions, please discuss the story with your child and ask them questions about what they are reading. These questions will help to develop their understanding of what they are reading as comprehension and discussion are key reading skills in Year 1 and 2. Little Wandle Phonics books will be changed every Friday. If your child does not return the previous weeks book, they will not be sent home with a change of book the next week. Beyond this, children will be on a coloured reading phase and can change these as frequently as they need to.</p>
<p>Phonics</p>	<p>Most children in Squirrels will reviewing the phonic sounds they have been learning this term, they will have weekly tasks to complete linked to these on a Friday.</p> <p>Some further Phonics activities:</p> <p>Mr. Thorne Does Phonics http://www.youtube.com/user/breakthruchris http://www.mrthorne.com/</p> <p>If you are unsure how to correctly pronounce any of the sounds go to Mr. Thorne Does Phonics where you can watch videos of Mr. Thorne or his friend Geraldine the Giraffe teach the sound and discuss words including it. He also has apps for Android and Apple available.</p> <p>Phonics Play www.phonicsplay.co.uk</p> <p>This is a very popular website we use regularly in our phonics lessons. The children will be familiar with the website and its games. Some of our favourite games are:</p> <ul style="list-style-type: none"> Flashcards Buried Treasure Dragons Den Picnic on Pluto Reading Robot

	Some children in Squirrels will be given tasks related to the Year 1 and 2 common exception words to practice on wordsearches, on a Friday. Again, there will be no formal spelling test for squirrels.
Maths	Maths homework will be set from a new CPG book. It will be set on a Friday and need to be returned on the following Friday. The children can bring it back in whenever they have finished it during that week and put it in the 'finished homework' box.

Useful information and reminders:

- Please can you make sure your child brings in a **water bottle** and their **book bag** each day.
- The children will need a **named coat and hat** as the weather starts to get a bit warmer (hopefully!)
- Our PE days are **Thursday and Fridays** so please send your child into school in their PE on these days. Please ensure this consists of shorts/trousers, t-shirt, jumper and trainers or plimsolls.

We hope you all have lovely term supporting the children in their learning.

Thank you for your support.

Mrs Tucker and Mrs Twinn