



**East Hoathly OUTCOMES**  
**Development Plan 2024 – 2025**



Updated: 20.12.24

Quality of Education- OUTCOMES 24/25

East Hoathly Key Outcomes Priorities:

EH KS2- Year 6 Maths (see SDP24/25 section 1.3)

East Hoathly KS2 Maths EXS (scale score and progress) to reach NA by July 2025- (104/0)  
(2024= EXS 50%, 2023= 102.3/-3.5, 2022 = 101/-3.6, 2019 =-4.5, 2018=-4.3)

*THE HEAD OF SCHOOL WILL REPORT ON PUPIL PROGRESS TO THE GOVERNING BODY 3 TIMES A YEAR USING THEIR COHORT LEARNER OUTCOME CHARTS. REPORTS WILL FOCUS ON ALL PUPILS, DISADVANTAGED PUPILS, PUPILS WITH SEND AND HIGH PRIOR ATTAINING PUPILS.*





# The Quality of Education - **OUTCOMES**





## EAST HOATHLY TARGETS FOR PUPIL OUTCOMES **JULY 2025**

These have been set by looking at % of pupils at expected standard in July 2024 and adding challenge, ensuring no targets are below national average and taking into account pupils' prior performance at EYFS and/or KS1

|                 | FFT20 estimates<br>Expected Standard/GDS | Targets for July 2024<br>(Expected Standard) | National Average 2023 | Targets for July 2024<br>(Higher Standard) | National Average 2023 |
|-----------------|--|--|-----------------------|--|-----------------------|
| EYFS            |  | 80% GLD                                      | 70%                   |  |                       |
| Y1 Phonics      |  | 80% Pass                                     | 73%                   |  |                       |
| End of KS1 (Y2) |  |  |                       |  |                       |
| Reading         | n/a                                      | 74%  | 70%                   | 20%  | 18%                   |
| Writing         | n/a                                      | 68%  | 65%                   | 14%  | 8%                    |
| Maths           | n/a                                      | 87%  | 65%                   | 14%  | 15%                   |
| End of KS2 (Y6) |  |  |                       |  |                       |
| Reading         | 80%/20%                                  | 63%  | 74%                   | 18%  | 27%                   |
| Writing         | 80%/20%                                  | 63%  | 69%                   | 18%  | 13%                   |
| Maths           | 80%/20%                                  | 63%  | 71%                   | 18%  | 22%                   |
| Combined        | 80%/20%                                  | 63%  | 59%                   | 18%  | 7.3%                  |
| GPS             | 80%/20%                                  | 63%  | 72%                   | 18%  | 28%                   |

|   |  |   |  |   |  |   |   |   |   |   |
|---|--|---|--|---|--|---|---|---|---|---|
| <b>1.3 Objective: KS2 Maths:</b> To ensure there is an increase in KS2 Maths GDS (PM, SMV) and scale scores for EXS at EH by July 2025. <b>AB/NR</b><br><b>24-25 Outcomes focus to include:</b> <ul style="list-style-type: none"> <li>East Hoathly KS2 Maths EXS (scale score and progress) to reach NA by July 2025- (104/0) (2024= EXS <b>56%</b>, 2023= <b>102.3/-3.5</b>, 2022 = <b>101/-3.6</b>, 2019 = <b>-4.5</b>, 2018=<b>-4.3</b>) <ul style="list-style-type: none"> <li>PM &amp; SMV Maths GDS to reach NA (22%) (SMV 2022/23/24= <b>6.7%/7.3%/8.3%</b> &amp; PM 2023/24= <b>14%/7.3%</b>)</li> </ul> </li> </ul> |  |   |  |   |  |   | <b>SEF Ref:</b><br>CP- pages 9-12<br>SMV- pages 9-12<br>PM- pages 8-10<br><br><b>Business Plan Ref:</b>   |   |   |   |
| <b>Success Criteria &amp; Practice Indicators:</b> <ul style="list-style-type: none"> <li>East Hoathly KS2 Maths EXS (scale score and progress) to reach NA by July 2025- (104/0) (2024= EXS <b>56%</b>, 2023= <b>102.3/-3.5</b>, 2022 = <b>101/-3.6</b>, 2019 = <b>-4.5</b>, 2018=<b>-4.3</b>)</li> <li>PM &amp; SMV Maths GDS to reach NA (22%) (SMV 2022/23/24= <b>6.7%/7.3%/8.3%</b> &amp; PM 2023/24= <b>14%/7.3%</b>)</li> <li>Pioneer KS2 Maths progress improves from negative progress overall-2023 (<b>-1.3</b>)</li> </ul>   |  |   | <b>Activities to evaluate impact against success criteria and practice indicators</b> <ul style="list-style-type: none"> <li>Ofsteds x 3 24-25</li> <li>Termly PPMs with explicit KS2 Maths tracking of progress and attainment <ul style="list-style-type: none"> <li><b>July 25:</b></li> <li><b>EH Ma Progress scores to reach National (0+)</b></li> <li><b>EH Ma Scale Score to reach NA (103/4)</b></li> <li><b>EH MA EXS Attainment to reach NA= 22%</b></li> <li><b>SMV and PM Ma GDS KS2 to reach NA = 22%</b></li> </ul> </li> </ul> |   |   |   |   |   |   |   |
| <b>Keys actions to meet success criteria and practice indicators</b>  |  |   |  | <b>Activities required to fulfil key actions</b><br>(What milestone activities should happen to achieve the key actions?) |  |   | £   | <b>Activities to monitor implementation of key actions</b>  |  |   |
| <b>Coach staff</b> to ensure that <b>KS2 GDS expectations</b> are clear:<br><b>Maths Staff Meeting 11<sup>th</sup> September</b><br><b>Impact on planning, provision, books etc.....</b>  |  | AB/NR   |  | <b>July 2024</b>  | <b>Oct 2024</b><br><b>Sept.</b> SM with federation teachers with clear expectations of provision address staff CPD areas from questionnaires<br><b>9<sup>th</sup> October</b> – Subject Governor meeting<br><b>Sept.</b> SM with federation teachers with clear expectations of provision address staff CPD areas from questionnaires<br><b>Math focus visits across all school in T1 &amp; T2</b> | <b>Jan 2025</b><br><b>Book audits</b> EYFS/KS1 8 <sup>th</sup> Jan<br><b>Book audits</b> KS2 15 <sup>th</sup> Jan<br>Maths follow up visits in T3, 4 & 5 - EXS: EH GDS: PM, SMV                   | <b>April 2025</b><br><b>Book audit reviews</b> EYFS/KS1 4 <sup>th</sup> June<br><b>Book audit reviews</b> KS2 11 <sup>th</sup> June<br>Maths follow up visits in T3, 4 & 5 - EXS: EH GDS: PM, SMV | <b>July 2025</b><br>CPD/Resource review completed by all staff for 2025/26 to support planning<br>9 <sup>th</sup> July – Subject governor meeting | AB/NR to meet termly PPMs, data drops, triangulation and termly assessments         | SIP reports/cohort trackers/ Ofsted outcomes at PM/SMV/Chidd SATs results |
| <b>Coach staff</b> to introduce the following <b>Maths initiatives</b> in order to <b>stretch and deepen Mathematical understanding</b> : <ul style="list-style-type: none"> <li><b>Awesome 8</b></li> <li><b>Fluent in 5</b></li> <li><b>Improved use of TT Rock Stars to develop/rehearse multiplication fluency</b></li> </ul>   |  | AB/NR   |  | <b>AB and NR to meet to discuss priorities</b>  | <b>Jan 2025</b><br><b>Book audits</b> EYFS/KS1 8 <sup>th</sup> Jan<br><b>Book audits</b> KS2 15 <sup>th</sup> Jan –<br>Maths follow up visits in T3, 4 & 5 - EXS: EH GDS: PM, SMV<br>Check ins – gap analysis and action planning following baseline assessments.  | <b>April 2025</b><br><b>Book audit reviews</b> EYFS/KS1 4 <sup>th</sup> June<br><b>Book audit reviews</b> KS2 11 <sup>th</sup> June<br>Maths follow up visits in T3, 4 & 5 - EXS: EH GDS: PM, SMV | <b>July 2025</b><br>CPD/Resource review completed by all staff for 2025/26 to support planning<br>9 <sup>th</sup> July – Subject governor meeting   | AB/NR to meet termly PPMs, data drops, triangulation and termly assessments   | SIP reports/cohort trackers/ Ofsted outcomes at PM/SMV/Chidd SATs results           |   |

|   |       |  |   |  |  |   |  |                      |  |
|---|-------|--|---|--|--|---|--|----------------------|--|
| <p><b>Coach EH staff</b> specifically to ensure that <b>EXS UKS2 Maths outcomes</b> are deliver <b>July 25</b>:</p> <ul style="list-style-type: none"> <li>- <b>Ma Progress scores to reach National (0+)</b></li> <li>- <b>Ma Scale Score to reach NA (103/4)</b></li> <li>- <b>EH MA EXS Attainment to reach NA= 22%</b></li> </ul>   | AB/NR |  |   | <p><b>Sept.</b> SM with federation teachers with clear expectations of provision address staff CPD areas from questionnaires</p> <p>Math focus visits across all school in T1 &amp; T2</p> | <p>Maths follow up visits in T3, 4 &amp; 5 - EXS: EH GDS: PM, SMV</p> <p>Check ins – gap analysis and action planning following baseline assessments.</p> <p>Track termly PPMs and triangulations- focus on GDS and EXS for ECTS</p>   | Report outcomes   |  | AB/NR to meet termly | SIP reports/cohort trackers SATs results |
| <p><b>Coach Maths Lead Governor</b> with the knowledge and understanding so that they can question the actions being taken to improve the attainment and progress across EH/PM/SMV</p>  | AB/NR |  |   | <p>9<sup>th</sup> October – Subject Governor meeting</p>   | <p>Keep governors up to date with priorities</p>   | 9 <sup>th</sup> July – Subject governor meeting                                     |  |                      | Governor x 2 Reports and visits          |
| <p><b>GST and Nutley Partnership 24-25</b></p> <p>Support and coach partnership school leaders/staff to ensure implication of:</p> <ul style="list-style-type: none"> <li>- <b>New Pioneer Ma initiatives 24-25</b></li> <li>- <b>'Mixed aged maths teaching'</b></li> <li>- <b>'GDS extension and expectations'</b></li> <li>- <b>Effective use of White rose and other Ma Schemes</b></li> </ul>  | AB/NR |  |   | <p>Arrange dates to meet GST and Nutley staff</p> <p>Update staff on PF priorities.</p>  | <p>Maths follow visits for GST and Nutley.</p> <p>2x observations/drop-ins of KS1 staff by end of T4 to ensure systems/procedure consistently applied across school</p> <p>2x observations/drop-ins of KS2 staff by end of T4 to ensure systems/procedure consistently applied across school</p> | <p>Evaluate impact and review with staff for following year</p> <p>Complete QLA</p> |  | AB/NR to meet termly |  |
| <p><b>ES Maths Hub</b> – review EH Maths externally, provision and Pioneer Maths become an key player in ES Maths Hub (recognised for strong Ma provision)</p> <p> Maths Hub.docx</p> <p> Maths Hub funding and project-.docx</p> | AB/NR |  | <p>Ensure staff signed up and in contact with hub link.</p> | <p>Staff to engage with mastering number at KS1 and reception programme – NR to take lead.</p>   | <p>Observe and support teachers, review if any extra time/support is needed.</p>   | Evaluate the impact of the project at this stage                                    |  | AB/NR to meet termly | Governor x 2 Reports and visits          |

## East Hoathly's Reporting Learner Outcomes 24/25

### Reception

| Subject / Term               | Baseline Sept Outcomes '24' |           | Target for ELG              | % on track for ELG by end of year |    |      |  |
|------------------------------|-----------------------------|-----------|-----------------------------|-----------------------------------|----|------|--|
|                              | % GLD/EXS                   | % GLD/EXS |                             | All                               | DA | SEND |  |
| Number of learners: -- (--)% |                             |           |                             |                                   |    |      |  |
| PHONICS                      |                             |           | % at Phase 4 by July 25 = % |                                   |    |      |  |
| Term 2                       |                             |           |                             |                                   |    |      |  |
| Term 4                       |                             |           |                             |                                   |    |      |  |
| Term 6                       |                             |           |                             |                                   |    |      |  |

|                          |     |  |     |     |  |  |  |  |  |  |  |  |  |  |
|--------------------------|-----|--|-----|-----|--|--|--|--|--|--|--|--|--|--|
| <b>READING</b>           | 36% |  | 80% |     |  |  |  |  |  |  |  |  |  |  |
| Term 2                   |     |  |     | 55% |  |  |  |  |  |  |  |  |  |  |
| Term 4                   |     |  |     |     |  |  |  |  |  |  |  |  |  |  |
| Term 6                   |     |  |     |     |  |  |  |  |  |  |  |  |  |  |
| <b>WRITING</b>           | 36% |  | 80% |     |  |  |  |  |  |  |  |  |  |  |
| Term 2                   |     |  |     | 55% |  |  |  |  |  |  |  |  |  |  |
| Term 4                   |     |  |     |     |  |  |  |  |  |  |  |  |  |  |
| Term 6                   |     |  |     |     |  |  |  |  |  |  |  |  |  |  |
| <b>MATHS</b>             | 36% |  | 80% |     |  |  |  |  |  |  |  |  |  |  |
| Term 2                   |     |  |     | 45% |  |  |  |  |  |  |  |  |  |  |
| Term 4                   |     |  |     |     |  |  |  |  |  |  |  |  |  |  |
| Term 6                   |     |  |     |     |  |  |  |  |  |  |  |  |  |  |
| <b>COMBINED/<br/>GLD</b> | 36% |  | 80% |     |  |  |  |  |  |  |  |  |  |  |
| Term 2                   |     |  |     | 45% |  |  |  |  |  |  |  |  |  |  |
| Term 4                   |     |  |     |     |  |  |  |  |  |  |  |  |  |  |
| Term 6                   |     |  |     |     |  |  |  |  |  |  |  |  |  |  |

**Glossary:** DA (disadvantaged), SEND (special educational need or disability), HPA (high prior attaining), EXS (expected standard), GDS (greater depth), GLD (good level of development)

**Comment T2:**

**Comment T4:**

**Comment T6:**

## East Hoathly's Reporting Learner Outcomes 24/25 Year 1

| Subject / Term               | EYFS outcomes 2024 |       | FFT20 estimate | FFT50 estimate | Target for EXS | Target for GDS | % on track for EXS by end of year |    |        |      |     | % on track for GDS/HIGHER STANDARD by end of year |    |  |      |     | % making good progress in developing their knowledge, understanding and skills. |    |        |      |     |  |  |  |
|------------------------------|--------------------|-------|----------------|----------------|----------------|----------------|-----------------------------------|----|--------|------|-----|---|----|--|------|-----|---|----|--------|------|-----|--|--|--|
|                              | % EXS+             | % GDS |                |                |                |                | All                               | DA | Non-DA | SEND | HPA | All   | DA |  | SEND | HPA | All   | DA | Non-DA | SEND | HPA |  |  |  |
| Number of learners: 10 (10%) |                    |       |                |                |                |                |                                   |    |        |      |     |   |    |  |      |     |   |    |        |      |     |  |  |  |
| <b>Phonics</b>               | 81%                |       |                |                | 70%            | 20%            |                                   |    |        |      |     |   |    |  |      |     |   |    |        |      |     |  |  |  |
| Term 2                       |                    |       |                |                |                |                | 70%                               |    |        |      |     |   |    |  |      |     |   |    |        |      |     |  |  |  |
| Term 4                       |                    |       |                |                |                |                |                                   |    |        |      |     |   |    |  |      |     |   |    |        |      |     |  |  |  |
| Term 6                       |                    |       |                |                |                |                |                                   |    |        |      |     |   |    |  |      |     |   |    |        |      |     |  |  |  |
| <b>READING</b>               | 75%                |       |                |                | 70%            | 20%            |                                   |    |        |      |     |   |    |  |      |     |   |    |        |      |     |  |  |  |

|                 |         |  |  |  |  |  |     |  |  |  |  |     |  |  |  |  |  |  |  |  |     |  |  |  |  |     |  |  |  |  |  |  |  |  |  |  |  |
|-----------------|---------|--|--|--|--|--|-----|--|--|--|--|-----|--|--|--|--|--|--|--|--|-----|--|--|--|--|-----|--|--|--|--|--|--|--|--|--|--|--|
| Term 2          |         |  |  |  |  |  | 70% |  |  |  |  | 10% |  |  |  |  |  |  |  |  |     |  |  |  |  |     |  |  |  |  |  |  |  |  |  |  |  |
| Term 4          |         |  |  |  |  |  |     |  |  |  |  |     |  |  |  |  |  |  |  |  |     |  |  |  |  |     |  |  |  |  |  |  |  |  |  |  |  |
| Term 6          |         |  |  |  |  |  |     |  |  |  |  |     |  |  |  |  |  |  |  |  |     |  |  |  |  |     |  |  |  |  |  |  |  |  |  |  |  |
| <b>WRITING</b>  |         |  |  |  |  |  |     |  |  |  |  |     |  |  |  |  |  |  |  |  |     |  |  |  |  |     |  |  |  |  |  |  |  |  |  |  |  |
| Term 2          | 75%     |  |  |  |  |  |     |  |  |  |  |     |  |  |  |  |  |  |  |  |     |  |  |  |  |     |  |  |  |  |  |  |  |  |  |  |  |
| Term 4          |         |  |  |  |  |  |     |  |  |  |  |     |  |  |  |  |  |  |  |  | 60% |  |  |  |  | 10% |  |  |  |  |  |  |  |  |  |  |  |
| Term 6          |         |  |  |  |  |  |     |  |  |  |  |     |  |  |  |  |  |  |  |  |     |  |  |  |  |     |  |  |  |  |  |  |  |  |  |  |  |
| <b>MATHS</b>    |         |  |  |  |  |  |     |  |  |  |  |     |  |  |  |  |  |  |  |  |     |  |  |  |  |     |  |  |  |  |  |  |  |  |  |  |  |
| Term 2          | 88%     |  |  |  |  |  |     |  |  |  |  |     |  |  |  |  |  |  |  |  |     |  |  |  |  |     |  |  |  |  |  |  |  |  |  |  |  |
| Term 4          |         |  |  |  |  |  |     |  |  |  |  |     |  |  |  |  |  |  |  |  | 80% |  |  |  |  | 20% |  |  |  |  |  |  |  |  |  |  |  |
| Term 6          |         |  |  |  |  |  |     |  |  |  |  |     |  |  |  |  |  |  |  |  |     |  |  |  |  |     |  |  |  |  |  |  |  |  |  |  |  |
| <b>COMBINED</b> |         |  |  |  |  |  |     |  |  |  |  |     |  |  |  |  |  |  |  |  |     |  |  |  |  |     |  |  |  |  |  |  |  |  |  |  |  |
| Term 2          | GLD=75% |  |  |  |  |  |     |  |  |  |  |     |  |  |  |  |  |  |  |  |     |  |  |  |  |     |  |  |  |  |  |  |  |  |  |  |  |
| Term 4          |         |  |  |  |  |  |     |  |  |  |  |     |  |  |  |  |  |  |  |  | 60% |  |  |  |  | 10% |  |  |  |  |  |  |  |  |  |  |  |
| Term 6          |         |  |  |  |  |  |     |  |  |  |  |     |  |  |  |  |  |  |  |  |     |  |  |  |  |     |  |  |  |  |  |  |  |  |  |  |  |

**Glossary:** DA (disadvantaged), SEND (special educational need or disability), HPA (high prior attaining), EXS (expected standard), GDS (greater depth), GLD (good level of development)

**Comment T2:**

**Comment T4:**

**Comment T6:**

| East Hoathly's Reporting Learner Outcomes 24/25 |                    |           |                |                |                |                |                                   |    |        |      |     |   |    |  |      |     |   |    |        |      |   |  |  |  |  |     |  |  |  |  |  |  |  |  |  |  |  |  |  |
|---|--------------------|-----------|----------------|----------------|----------------|----------------|-----------------------------------|----|--------|------|-----|---|----|--|------|-----|---|----|--------|------|---|--|--|--|--|-----|--|--|--|--|--|--|--|--|--|--|--|--|--|
| Year 2  |                    |           |                |                |                |                |                                   |    |        |      |     |   |    |  |      |     |   |    |        |      |   |  |  |  |  |     |  |  |  |  |  |  |  |  |  |  |  |  |  |
| Subject / Term                                  | EYFS outcomes 2023 |           | FFT20 estimate | FFT50 estimate | Target for EXS | Target for GDS | % on track for EXS by end of year |    |        |      |     | % on track for GDS/HIGHER STANDARD by end of year |    |  |      |     | % making good progress in developing their knowledge, understanding and skills. |    |        |      |   |  |  |  |  |     |  |  |  |  |  |  |  |  |  |  |  |  |  |
|   | % EXS+             | % GDS     |                |                |                |                | All                               | DA | Non-DA | SEND | HPA | All   | DA |  | SEND | HPA | All   | DA | Non-DA | SEND | HPA   |  |  |  |  |     |  |  |  |  |  |  |  |  |  |  |  |  |  |
| Number of learners:                             |                    | 15 (6.6%) |                |                |                |                |                                   |    |        |      |     |   |    |  |      |     |   |    |        |      |   |  |  |  |  |     |  |  |  |  |  |  |  |  |  |  |  |  |  |
| <b>Phonics</b>                                  |                    |           |                |                |                |                |                                   |    |        |      |     |   |    |  |      |     |   |    |        |      |   |  |  |  |  |     |  |  |  |  |  |  |  |  |  |  |  |  |  |
| Term 2  | 81%                |           |                |                |                |                |                                   |    |        |      |     |   |    |  |      |     |   |    |        |      |   |  |  |  |  |     |  |  |  |  |  |  |  |  |  |  |  |  |  |
| Term 4  |                    |           |                |                |                |                |                                   |    |        |      |     |   |    |  |      |     |   |    |        |      | Pass rate target for Year 1: 90% Pass See cohort phonics tracker for termly attainment against ARE expectations |  |  |  |  |     |  |  |  |  |  |  |  |  |  |  |  |  |  |
| Term 6  |                    |           |                |                |                |                |                                   |    |        |      |     |   |    |  |      |     |   |    |        |      | 2 pupil intervention across Yr2 to pass end of KS1. Expected cohort passing June 2024= 100%                     |  |  |  |  |     |  |  |  |  |  |  |  |  |  |  |  |  |  |
| <b>READING</b>                                  |                    |           |                |                |                |                |                                   |    |        |      |     |   |    |  |      |     |   |    |        |      |   |  |  |  |  |     |  |  |  |  |  |  |  |  |  |  |  |  |  |
| Term 2  | 81%                | 21%       |                |                |                |                |                                   |    |        |      |     |   |    |  |      |     |   |    |        |      |   |  |  |  |  |     |  |  |  |  |  |  |  |  |  |  |  |  |  |
| Term 4  |                    |           |                |                |                |                |                                   |    |        |      |     |   |    |  |      |     |   |    |        |      | 74%   |  |  |  |  | 20% |  |  |  |  |  |  |  |  |  |  |  |  |  |
| Term 6  |                    |           |                |                |                |                |                                   |    |        |      |     |   |    |  |      |     |   |    |        |      |   |  |  |  |  |     |  |  |  |  |  |  |  |  |  |  |  |  |  |

|                 |             |     |  |  |     |     |     |  |  |  |  |  |     |  |  |  |  |  |  |  |  |  |  |  |
|-----------------|-------------|-----|--|--|-----|-----|-----|--|--|--|--|--|-----|--|--|--|--|--|--|--|--|--|--|--|
| <b>WRITING</b>  |             |     |  |  |     |     |     |  |  |  |  |  |     |  |  |  |  |  |  |  |  |  |  |  |
| Term 2          | 81%         | 14% |  |  | 68% | 14% | 68% |  |  |  |  |  | 14% |  |  |  |  |  |  |  |  |  |  |  |
| Term 4          |             |     |  |  |     |     |     |  |  |  |  |  |     |  |  |  |  |  |  |  |  |  |  |  |
| Term 6          |             |     |  |  |     |     |     |  |  |  |  |  |     |  |  |  |  |  |  |  |  |  |  |  |
| <b>MATHS</b>    |             |     |  |  |     |     |     |  |  |  |  |  |     |  |  |  |  |  |  |  |  |  |  |  |
| Term 2          | 81%         | 14% |  |  | 87% | 14% | 87% |  |  |  |  |  | 14% |  |  |  |  |  |  |  |  |  |  |  |
| Term 4          |             |     |  |  |     |     |     |  |  |  |  |  |     |  |  |  |  |  |  |  |  |  |  |  |
| Term 6          |             |     |  |  |     |     |     |  |  |  |  |  |     |  |  |  |  |  |  |  |  |  |  |  |
| <b>COMBINED</b> |             |     |  |  |     |     |     |  |  |  |  |  |     |  |  |  |  |  |  |  |  |  |  |  |
| Term 2          | GLD=<br>81% | 14% |  |  | 68% | 14% | 68% |  |  |  |  |  | 14% |  |  |  |  |  |  |  |  |  |  |  |
| Term 4          |             |     |  |  |     |     |     |  |  |  |  |  |     |  |  |  |  |  |  |  |  |  |  |  |
| Term 6          |             |     |  |  |     |     |     |  |  |  |  |  |     |  |  |  |  |  |  |  |  |  |  |  |

**Glossary:** DA (disadvantaged), SEND (special educational need or disability), HPA (high prior attaining), EXS (expected standard), GDS (greater depth), GLD (good level of development)

**Comment T2:**  
**Comment T4:**  
**Comment T6:**

| East Hoathly's Reporting Learner Outcomes 24/25 |                                |                 |                |                |                |                                   |    |  |      |     |   |    |     |      |     |   |    |        |      |     |  |  |  |  |
|---|--------------------------------|-----------------|----------------|----------------|----------------|-----------------------------------|----|--|------|-----|---|----|-----|------|-----|---|----|--------|------|-----|--|--|--|--|
| Year 3  |                                |                 |                |                |                |                                   |    |  |      |     |   |    |     |      |     |   |    |        |      |     |  |  |  |  |
| Subject / Term                                  | KS1 outcomes (2024)            |                 | FFT50 estimate | Target for EXS | Target for GDS | % on track for EXS by end of year |    |  |      |     | % on track for GDS/HIGHER STANDARD by end of year |    |     |      |     | % making good progress in developing their knowledge, understanding and skills. |    |        |      |     |  |  |  |  |
|   | % GLD/EXS                      | % Exceeding GDS |                |                |                | All                               | DA |  | SEND | HPA | All   | DA |     | SEND | HPA | All   | DA | Non-DA | SEND | HPA |  |  |  |  |
| Number of learners: 6 (17%)                     |                                |                 |                |                |                |                                   |    |  |      |     |   |    |     |      |     |   |    |        |      |     |  |  |  |  |
| <b>GPS</b>                                      | GPS Target= EXS: 100% GDS: 33% |                 |                |                |                |                                   |    |  |      |     |   |    |     |      |     |   |    |        |      |     |  |  |  |  |
| Term 2  |                                |                 |                |                |                | 100%                              |    |  |      |     |   |    | 33% |      |     |   |    |        |      |     |  |  |  |  |
| Term 4  |                                |                 |                |                |                |                                   |    |  |      |     |   |    |     |      |     |   |    |        |      |     |  |  |  |  |
| Term 6  |                                |                 |                |                |                |                                   |    |  |      |     |   |    |     |      |     |   |    |        |      |     |  |  |  |  |
| <b>READING</b>                                  |                                |                 |                |                |                |                                   |    |  |      |     |   |    |     |      |     |   |    |        |      |     |  |  |  |  |
| Term 2  | 77%                            | 33%             |                | 100%           | 33%            | 100%                              |    |  |      |     |   |    | 33% |      |     |   |    |        |      |     |  |  |  |  |
| Term 4  |                                |                 |                |                |                |                                   |    |  |      |     |   |    |     |      |     |   |    |        |      |     |  |  |  |  |
| Term 6  |                                |                 |                |                |                |                                   |    |  |      |     |   |    |     |      |     |   |    |        |      |     |  |  |  |  |

|                 |     |     |  |      |     |     |  |  |  |  |  |     |  |  |  |  |  |  |  |  |  |  |  |
|-----------------|-----|-----|--|------|-----|-----|--|--|--|--|--|-----|--|--|--|--|--|--|--|--|--|--|--|
| <b>WRITING</b>  |     |     |  |      |     |     |  |  |  |  |  |     |  |  |  |  |  |  |  |  |  |  |  |
| Term 2          | 66% | 22% |  | 84%  | 17% | 84% |  |  |  |  |  | 0%  |  |  |  |  |  |  |  |  |  |  |  |
| Term 4          |     |     |  |      |     |     |  |  |  |  |  |     |  |  |  |  |  |  |  |  |  |  |  |
| Term 6          |     |     |  |      |     |     |  |  |  |  |  |     |  |  |  |  |  |  |  |  |  |  |  |
| <b>MATHS</b>    |     |     |  |      |     |     |  |  |  |  |  |     |  |  |  |  |  |  |  |  |  |  |  |
| Term 2          | 77% | 22% |  | 100% | 17% | 84% |  |  |  |  |  | 33% |  |  |  |  |  |  |  |  |  |  |  |
| Term 4          |     |     |  |      |     |     |  |  |  |  |  |     |  |  |  |  |  |  |  |  |  |  |  |
| Term 6          |     |     |  |      |     |     |  |  |  |  |  |     |  |  |  |  |  |  |  |  |  |  |  |
| <b>COMBINED</b> |     |     |  |      |     |     |  |  |  |  |  |     |  |  |  |  |  |  |  |  |  |  |  |
| Term 2          | 66% | 22% |  | 84%  | 17% | 84% |  |  |  |  |  | 0%  |  |  |  |  |  |  |  |  |  |  |  |
| Term 4          |     |     |  |      |     |     |  |  |  |  |  |     |  |  |  |  |  |  |  |  |  |  |  |
| Term 6          |     |     |  |      |     |     |  |  |  |  |  |     |  |  |  |  |  |  |  |  |  |  |  |

**Glossary:** DA (disadvantaged), SEND (special educational need or disability), HPA (high prior attaining), EXS (expected standard), GDS (greater depth), GLD (good level of development)

**Comment T2:**

**Comment T4:**

**Comment T6:**

| East Hoathly's Reporting Learner Outcomes 24/25 |                  |                 |                |                |                        |                                   |    |  |      |     |   |     |  |      |     |   |    |        |      |     |  |  |  |
|---|------------------|-----------------|----------------|----------------|------------------------|-----------------------------------|----|--|------|-----|---|-----|--|------|-----|---|----|--------|------|-----|--|--|--|
| Year 4  |                  |                 |                |                |                        |                                   |    |  |      |     |   |     |  |      |     |   |    |        |      |     |  |  |  |
| Subject / Term                                  | KS1 Outcome 2023 |                 | FFT50 estimate | Target for EXS | Target for GDS         | % on track for EXS by end of year |    |  |      |     | % on track for GDS/HIGHER STANDARD by end of year |     |  |      |     | % making good progress in developing their knowledge, understanding and skills. |    |        |      |     |  |  |  |
|   | % GLD/EXS        | % Exceeding GDS |                |                |                        | All                               | DA |  | SEND | HPA | All   | DA  |  | SEND | HPA | All   | DA | Non-DA | SEND | HPA |  |  |  |
| Number of learners: 11 (9%)                     |                  |                 |                |                |                        |                                   |    |  |      |     |   |     |  |      |     |   |    |        |      |     |  |  |  |
| <b>GPS</b>                                      |                  |                 |                |                |                        |                                   |    |  |      |     |   |     |  |      |     |   |    |        |      |     |  |  |  |
| Term 2  |                  |                 |                |                | GPS= EXS/GDS= 63%/ 18% | 63%                               |    |  |      |     |   | 18% |  |      |     |   |    |        |      |     |  |  |  |
| Term 4  |                  |                 |                |                |                        |                                   |    |  |      |     |   |     |  |      |     |   |    |        |      |     |  |  |  |
| Term 6  |                  |                 |                |                |                        |                                   |    |  |      |     |   |     |  |      |     |   |    |        |      |     |  |  |  |
| <b>READING</b>                                  |                  |                 |                |                |                        |                                   |    |  |      |     |   |     |  |      |     |   |    |        |      |     |  |  |  |
| Term 2  | 75%              | 16%             |                | 63%            | 18%                    | 63%                               |    |  |      |     |   | 18% |  |      |     |   |    |        |      |     |  |  |  |
| Term 4  |                  |                 |                |                |                        |                                   |    |  |      |     |   |     |  |      |     |   |    |        |      |     |  |  |  |
| Term 6  |                  |                 |                |                |                        |                                   |    |  |      |     |   |     |  |      |     |   |    |        |      |     |  |  |  |



| WRITING  |     |    |  |     |     |     |  |  |  |  |     |  |  |  |  |  |  |  |  |  |  |  |  |
|----------|-----|----|--|-----|-----|-----|--|--|--|--|-----|--|--|--|--|--|--|--|--|--|--|--|--|
| Term 2   | 67% | 0% |  | 63% | 18% | 63% |  |  |  |  | 18% |  |  |  |  |  |  |  |  |  |  |  |  |
| Term 4   |     |    |  |     |     |     |  |  |  |  |     |  |  |  |  |  |  |  |  |  |  |  |  |
| Term 6   |     |    |  |     |     |     |  |  |  |  |     |  |  |  |  |  |  |  |  |  |  |  |  |
| MATHS    |     |    |  |     |     |     |  |  |  |  |     |  |  |  |  |  |  |  |  |  |  |  |  |
| Term 2   | 67% | 8% |  | 63% | 18% | 63% |  |  |  |  | 18% |  |  |  |  |  |  |  |  |  |  |  |  |
| Term 4   |     |    |  |     |     |     |  |  |  |  |     |  |  |  |  |  |  |  |  |  |  |  |  |
| Term 6   |     |    |  |     |     |     |  |  |  |  |     |  |  |  |  |  |  |  |  |  |  |  |  |
| COMBINED |     |    |  |     |     |     |  |  |  |  |     |  |  |  |  |  |  |  |  |  |  |  |  |
| Term 2   | 67% | 0% |  | 63% | 18% | 63% |  |  |  |  | 18% |  |  |  |  |  |  |  |  |  |  |  |  |
| Term 4   |     |    |  |     |     |     |  |  |  |  |     |  |  |  |  |  |  |  |  |  |  |  |  |
| Term 6   |     |    |  |     |     |     |  |  |  |  |     |  |  |  |  |  |  |  |  |  |  |  |  |

**Glossary:** DA (disadvantaged), SEND (special educational need or disability), HPA (high prior attaining), EXS (expected standard), GDS (greater depth), GLD (good level of development)

**Comment T2:**

**Comment T4:**

**Comment T6:**

## East Hoathly's Reporting Learner Outcomes 24/25 Year 5

| Subject / Term               | KS1 outcomes 2022 |                 |   |   | Target for EXS              | Target for GDS | % on track for EXS by end of year |    |  |      |     | % on track for GDS/HIGHER STANDARD by end of year |    |  |      |     | % making good progress in developing their knowledge, understanding and skills. |    |  |      |     |  |  |  |  |
|------------------------------|-------------------|-----------------|---|---|-----------------------------|----------------|-----------------------------------|----|--|------|-----|---|----|--|------|-----|---|----|--|------|-----|--|--|--|--|
|                              | % GLD/EXS         | % Exceeding GDS |   |   |                             |                | All                               | DA |  | SEND | HPA | All   | DA |  | SEND | HPA | All   | DA |  | SEND | HPA |  |  |  |  |
| Number of learners: 12(8.3%) |                   |                 |   |   |                             |                |                                   |    |  |      |     |   |    |  |      |     |   |    |  |      |     |  |  |  |  |
| GPS                          | -                 | -               | - | - | Phonics Passed Dec 21= 100% | GPS= 66%/17%   |                                   |    |  |      |     |   |    |  |      |     |   |    |  |      |     |  |  |  |  |
| Term 2                       |                   |                 |   |   |                             |                | 66%                               |    |  |      |     | 17%   |    |  |      |     |   |    |  |      |     |  |  |  |  |
| Term 4                       |                   |                 |   |   |                             |                |                                   |    |  |      |     |   |    |  |      |     |   |    |  |      |     |  |  |  |  |
| Term 6                       |                   |                 |   |   |                             |                |                                   |    |  |      |     |   |    |  |      |     |   |    |  |      |     |  |  |  |  |
| READING                      | 66%               | 11%             |   |   | 66%                         | 17%            |                                   |    |  |      |     |   |    |  |      |     |   |    |  |      |     |  |  |  |  |
| Term 2                       |                   |                 |   |   |                             |                | 66%                               |    |  |      |     | 17%   |    |  |      |     |   |    |  |      |     |  |  |  |  |
| Term 4                       |                   |                 |   |   |                             |                |                                   |    |  |      |     |   |    |  |      |     |   |    |  |      |     |  |  |  |  |
| Term 6                       |                   |                 |   |   |                             |                |                                   |    |  |      |     |   |    |  |      |     |   |    |  |      |     |  |  |  |  |

|                 |     |     |  |  |                         |      |     |  |  |  |  |  |    |  |  |  |  |  |  |  |  |  |  |
|-----------------|-----|-----|--|--|-------------------------|------|-----|--|--|--|--|--|----|--|--|--|--|--|--|--|--|--|--|
| <b>WRITING</b>  |     |     |  |  |                         |      |     |  |  |  |  |  |    |  |  |  |  |  |  |  |  |  |  |
| Term 2          | 66% | 11% |  |  | 66%                     | 8.3% | 66% |  |  |  |  |  | 8% |  |  |  |  |  |  |  |  |  |  |
| Term 4          |     |     |  |  |                         |      |     |  |  |  |  |  |    |  |  |  |  |  |  |  |  |  |  |
| Term 6          |     |     |  |  |                         |      |     |  |  |  |  |  |    |  |  |  |  |  |  |  |  |  |  |
| <b>MATHS</b>    |     |     |  |  |                         |      |     |  |  |  |  |  |    |  |  |  |  |  |  |  |  |  |  |
| Term 2          | 66% | 11% |  |  | 66%<br>MTC=<br>20+= 67% | 8.3% | 66% |  |  |  |  |  | 8% |  |  |  |  |  |  |  |  |  |  |
| Term 4          |     |     |  |  |                         |      |     |  |  |  |  |  |    |  |  |  |  |  |  |  |  |  |  |
| Term 6          |     |     |  |  |                         |      |     |  |  |  |  |  |    |  |  |  |  |  |  |  |  |  |  |
| <b>COMBINED</b> |     |     |  |  |                         |      |     |  |  |  |  |  |    |  |  |  |  |  |  |  |  |  |  |
| Term 2          | 66% | 11% |  |  | 66%                     | 8.3% | 66% |  |  |  |  |  | 8% |  |  |  |  |  |  |  |  |  |  |
| Term 4          |     |     |  |  |                         |      |     |  |  |  |  |  |    |  |  |  |  |  |  |  |  |  |  |
| Term 6          |     |     |  |  |                         |      |     |  |  |  |  |  |    |  |  |  |  |  |  |  |  |  |  |

Glossary: DA (disadvantaged), SEND (special educational need or disability), HPA (high prior attaining), EXS (expected standard), GDS (greater depth), GLD (good level of development)

Comment T2:

Comment T4:

Comment T6:

## East Hoathly's Reporting Learner Outcomes 24/25 Year 6

| Subject / Term              | KS1 Outcomes<br>(Covid 2021 Teacher Assessments) |       | FFT20 estimate | FFT50 estimate | Target for EXS | Target for GDS | % on track for EXS by end of year |    |  |      |     | % on track for GDS/HIGHER STANDARD by end of year |     |  |      |     | % making good progress in developing their knowledge, understanding and skills. |    |        |      |     |  |  |  |
|-----------------------------|--|-------|----------------|----------------|----------------|----------------|-----------------------------------|----|--|------|-----|---|-----|--|------|-----|---|----|--------|------|-----|--|--|--|
|                             | % EXS+   | % GDS |                |                |                |                | All                               | DA |  | SEND | HPA | All   | DA  |  | SEND | HPA | All   | DA | Non-DA | SEND | HPA |  |  |  |
| Number of learners: 11 (9%) |  |       |                |                |                |                |                                   |    |  |      |     |   |     |  |      |     |   |    |        |      |     |  |  |  |
| <b>GPS</b>                  |  |       |                |                |                |                |                                   |    |  |      |     |   |     |  |      |     |   |    |        |      |     |  |  |  |
| Term 2                      |  |       |                |                | 63%            | 18%            | 54%                               |    |  |      |     |   | 18% |  |      |     |   |    |        |      |     |  |  |  |
| Term 4                      |  |       |                |                |                |                |                                   |    |  |      |     |   |     |  |      |     |   |    |        |      |     |  |  |  |
| Term 6                      |  |       |                |                |                |                |                                   |    |  |      |     |   |     |  |      |     |   |    |        |      |     |  |  |  |
| <b>READING</b>              |  |       |                |                |                |                |                                   |    |  |      |     |   |     |  |      |     |   |    |        |      |     |  |  |  |
| Term 2                      | 76%  | 14%   |                |                | 63%            | 18%            | 54%                               |    |  |      |     |   | 18% |  |      |     |   |    |        |      |     |  |  |  |
| Term 4                      |  |       |                |                |                |                |                                   |    |  |      |     |   |     |  |      |     |   |    |        |      |     |  |  |  |
| Term 6                      |  |       |                |                |                |                |                                   |    |  |      |     |   |     |  |      |     |   |    |        |      |     |  |  |  |
| <b>WRITING</b>              |  |       |                |                |                |                |                                   |    |  |      |     |   |     |  |      |     |   |    |        |      |     |  |  |  |
| Term 2                      | 76%  | 14%   |                |                | 63%            | 18%            | 54%                               |    |  |      |     |   | 18% |  |      |     |   |    |        |      |     |  |  |  |

|                 |     |     |  |  |                           |     |     |  |  |  |  |     |  |  |  |  |  |  |  |  |  |  |  |  |  |  |  |
|-----------------|-----|-----|--|--|---------------------------|-----|-----|--|--|--|--|-----|--|--|--|--|--|--|--|--|--|--|--|--|--|--|--|
| Term 4          |     |     |  |  |                           |     |     |  |  |  |  |     |  |  |  |  |  |  |  |  |  |  |  |  |  |  |  |
| Term 6          |     |     |  |  |                           |     |     |  |  |  |  |     |  |  |  |  |  |  |  |  |  |  |  |  |  |  |  |
| <b>MATHS</b>    |     |     |  |  | MTC passing<br>at 20+=75% |     |     |  |  |  |  |     |  |  |  |  |  |  |  |  |  |  |  |  |  |  |  |
| Term 2          | 76% | 21% |  |  | 63%                       | 18% | 54% |  |  |  |  | 18% |  |  |  |  |  |  |  |  |  |  |  |  |  |  |  |
| Term 4          |     |     |  |  |                           |     |     |  |  |  |  |     |  |  |  |  |  |  |  |  |  |  |  |  |  |  |  |
| Term 6          |     |     |  |  |                           |     |     |  |  |  |  |     |  |  |  |  |  |  |  |  |  |  |  |  |  |  |  |
| <b>COMBINED</b> |     |     |  |  |                           |     |     |  |  |  |  |     |  |  |  |  |  |  |  |  |  |  |  |  |  |  |  |
| Term 2          | 76% | 14% |  |  | 63%                       | 18% | 54% |  |  |  |  | 18% |  |  |  |  |  |  |  |  |  |  |  |  |  |  |  |
| Term 4          |     |     |  |  |                           |     |     |  |  |  |  |     |  |  |  |  |  |  |  |  |  |  |  |  |  |  |  |
| Term 6          |     |     |  |  |                           |     |     |  |  |  |  |     |  |  |  |  |  |  |  |  |  |  |  |  |  |  |  |

**Glossary:** DA (disadvantaged), SEND (special educational need or disability), HPA (high prior attaining), EXS (expected standard), GDS (greater depth), GLD (good level of development)

**Comment T2:**

**Comment 4:**

**Comment T6:**

**TEMPLATE- East Hoathly's Reporting Learner Outcomes 23/24**  
Year -

| Subject / Term             | KS1 outcomes |       | FFT20 estimate | FFT50 estimate | Target for EXS | Target for GDS | % on track for EXS by end of year |    |        |      |     | % on track for GDS/HIGHER STANDARD by end of year |    |        |      |     | % making good progress in developing their knowledge, understanding and skills. |    |        |      |     |  |
|----------------------------|--------------|-------|----------------|----------------|----------------|----------------|-----------------------------------|----|--------|------|-----|---|----|--------|------|-----|---|----|--------|------|-----|--|
|                            | % EXS+       | % GDS |                |                |                |                | All                               | DA | Non-DA | SEND | HPA | All   | DA | Non-DA | SEND | HPA | All   | DA | Non-DA | SEND | HPA |  |
| <b>Number of learners:</b> |              |       |                |                |                |                |                                   |    |        |      |     |   |    |        |      |     |   |    |        |      |     |  |
| <b>GPS</b>                 |              |       |                |                |                |                |                                   |    |        |      |     |   |    |        |      |     |   |    |        |      |     |  |
| Term 2                     |              |       |                |                |                |                |                                   |    |        |      |     |   |    |        |      |     |   |    |        |      |     |  |
| Term 4                     |              |       |                |                |                |                |                                   |    |        |      |     |   |    |        |      |     |   |    |        |      |     |  |
| Term 6                     |              |       |                |                |                |                |                                   |    |        |      |     |   |    |        |      |     |   |    |        |      |     |  |
| <b>READING</b>             |              |       |                |                |                |                |                                   |    |        |      |     |   |    |        |      |     |   |    |        |      |     |  |
| Term 2                     |              |       |                |                |                |                |                                   |    |        |      |     |   |    |        |      |     |   |    |        |      |     |  |
| Term 4                     |              |       |                |                |                |                |                                   |    |        |      |     |   |    |        |      |     |   |    |        |      |     |  |

|                 |  |  |  |  |  |  |  |  |  |  |  |  |  |  |  |  |  |  |  |  |  |  |  |  |  |  |
|-----------------|--|--|--|--|--|--|--|--|--|--|--|--|--|--|--|--|--|--|--|--|--|--|--|--|--|--|
| Term 6          |  |  |  |  |  |  |  |  |  |  |  |  |  |  |  |  |  |  |  |  |  |  |  |  |  |  |
| <b>WRITING</b>  |  |  |  |  |  |  |  |  |  |  |  |  |  |  |  |  |  |  |  |  |  |  |  |  |  |  |
| Term 2          |  |  |  |  |  |  |  |  |  |  |  |  |  |  |  |  |  |  |  |  |  |  |  |  |  |  |
| Term 4          |  |  |  |  |  |  |  |  |  |  |  |  |  |  |  |  |  |  |  |  |  |  |  |  |  |  |
| Term 6          |  |  |  |  |  |  |  |  |  |  |  |  |  |  |  |  |  |  |  |  |  |  |  |  |  |  |
| <b>MATHS</b>    |  |  |  |  |  |  |  |  |  |  |  |  |  |  |  |  |  |  |  |  |  |  |  |  |  |  |
| Term 2          |  |  |  |  |  |  |  |  |  |  |  |  |  |  |  |  |  |  |  |  |  |  |  |  |  |  |
| Term 4          |  |  |  |  |  |  |  |  |  |  |  |  |  |  |  |  |  |  |  |  |  |  |  |  |  |  |
| Term 6          |  |  |  |  |  |  |  |  |  |  |  |  |  |  |  |  |  |  |  |  |  |  |  |  |  |  |
| <b>COMBINED</b> |  |  |  |  |  |  |  |  |  |  |  |  |  |  |  |  |  |  |  |  |  |  |  |  |  |  |
| Term 2          |  |  |  |  |  |  |  |  |  |  |  |  |  |  |  |  |  |  |  |  |  |  |  |  |  |  |
| Term 4          |  |  |  |  |  |  |  |  |  |  |  |  |  |  |  |  |  |  |  |  |  |  |  |  |  |  |
| Term 6          |  |  |  |  |  |  |  |  |  |  |  |  |  |  |  |  |  |  |  |  |  |  |  |  |  |  |

**Glossary:** DA (disadvantaged), SEND (special educational need or disability), HPA (high prior attaining), EXS (expected standard), GDS (greater depth), GLD (good level of development)

- Comment T2:
- Comment T4:
- Comment T6:

**Data Glossary:**

**Target Tracker Overall Assessment Grid**

| Chronological Stage | Assessment Stage | Points value |
|---------------------|------------------|--------------|
| Reception- EYFS     | 30-50 W          | 27           |
|                     | 30-50 W+         | 28           |
|                     | 30-50 S          | 29           |
|                     | 30-50 S+         | 30           |
|                     | 40-60 b          | 31           |
|                     | 40-60 b+         | 32           |
|                     | 40-60 w          | 33           |
|                     | 40-60 w+         | 34           |
|                     | 40-60s (ELG)     | 35           |
|                     | 40-60s+ (GD)     | 36           |
| Year 1              | 1b               | 37           |
|                     | 1b+              | 38           |
|                     | 1w               | 39           |
|                     | 1w+              | 40           |
|                     | 1s (EXS)         | 41           |
|                     | 1s+ (GD)         | 42           |
| Year 2              | 2b               | 43           |
|                     | 2b+              | 44           |
|                     | 2w               | 45           |
|                     | 2w+              | 46           |
|                     | 2s (EXS)         | 47           |
|                     | 2s+ (GD)         | 48           |
| Year 3              | 3b               | 49           |
|                     | 3b+              | 50           |
|                     | 3w               | 51           |
|                     | 3w+              | 52           |
|                     | 3s (EXS)         | 53           |
|                     | 3s+ (GD)         | 54           |
| Year 4              | 4b               | 55           |
|                     | 4b+              | 56           |
|                     | 4w               | 57           |

|        |          |    |
|--------|----------|----|
|        | 4w+      | 58 |
|        | 4s (EXS) | 59 |
|        | 4s+ (GD) | 60 |
| Year 5 | 5b       | 61 |
|        | 5b+      | 62 |
|        | 5w       | 63 |
|        | 5w+      | 64 |
|        | 5s (EXS) | 65 |
|        | 5s+ (GD) | 66 |
| Year 6 | 6b       | 67 |
|        | 6b+      | 68 |
|        | 6w       | 69 |
|        | 6w+      | 70 |
|        | 6s (EXS) | 71 |
|        | 6s+ (GD) | 72 |

### Pioneer Assessment Tracking using Cohort Trackers and Target Tracker

Target tracker allows you to 'grade' a child as **B (Beginning)**, **B +**, **W (working towards)**, **W+**, **S (EXS/Secure)** and **S+ (GDS)**.  
 With Target Tracker the 6 steps are: **B**, **B+**, **W**, **W+**, **S (Expected)**, **S+ (Greater Depth)**

Each steps will be associated with the amount that has been achieved from the curriculum area.

**B= 10% achieved**

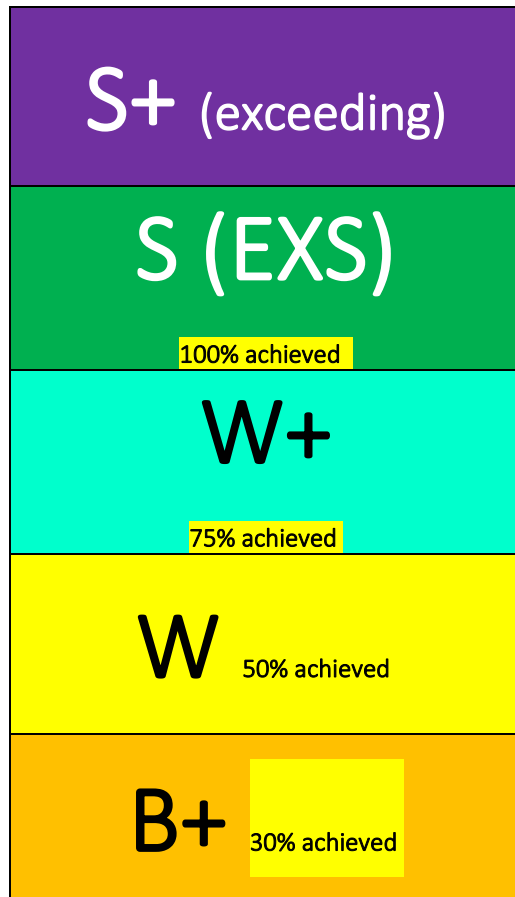
**B+= 30% achieved**

**W= 50% achieved**

**W+= 75% achieved**

**S (Expected)=100% achieved**

**S+ (exceeding)**







## Age Related Expectations (ARE)

| Year Group | T1  | T2  | T3  | T4       | T5                   |
|------------|-----|-----|-----|----------|----------------------|
| Year 1     | 1B  | 1B+ | 1 W | 1W+      | 1s (EXS)             |
| Year 2     | 2B  | 2B+ | 2 W | 2W+      | 2s (EXS)             |
| Year 3     | 3B  | 3B+ | 3W  | 3W+      | 3s (EXS)             |
| Year 4     | 4B  | 4B+ | 4W  | 4W+      | 4s (EXS)             |
| Year 5     | 5B  | 5B+ | 5W  | 5W+      | T5=5s (EXS)<br>T6=6B |
| Year 6     | 6B+ | 6W  | 6W+ | 6S (EXS) | SATS                 |

## Expected Points Progress

|            | Autumn 1 | Autumn 2 | Spring 1 | Spring 2 | Summer 1 | Summer 2 |
|------------|----------|----------|----------|----------|----------|----------|
| Year R - 5 | 1.2      | 2.0- 2.4 | 3.6      | 4.8      | 6        | Embed    |
| Year 5     | 1.2      | 2.0- 2.4 | 3.6      | 4.8      | 6        | 7.2      |
| Year 6     | 1.2      | 2.4      | 3.6      | 4.8      |          |          |

- Expectation range can be altered for the individual school and year group.
  - Year 5 to make 7.2 steps in 6 terms
  - Year 6 to make 4.8 steps in 4 terms
  - All others making 6 steps in 5 terms.

| <u>End of Year Progress</u> | <u>Inadequate</u> | <u>RI</u> | <u>Good</u> | <u>Outstanding</u> |
|-----------------------------|-------------------|-----------|-------------|--------------------|
| Years 2 - 6                 | Under 5           | 5         | 6           | 7                  |

### **Year 6 Excel SS Tracker and School Trackers**

Year 6 pupils can be expected to make 1.2 steps across 4 terms (4.8 steps), so in line with other year groups.

We will be marrying this up with scaled scores in the following way:

| <b>Scaled Score bracket</b> | <b>TT Grade</b> |
|-----------------------------|-----------------|
| 80-84                       | B               |
| 85-89                       | B+              |
| 90-94                       | W               |
| 95-99                       | W+              |
| 100-110                     | S/ EXS          |
| 110-120                     | S+/ GDS         |

For Year 6, we will expect Target Tracker to be used as a recording system for assessment alongside scale score tracking. You would use your excel score and progress tracker instead. We would also expect you to update your class trackers (on google drive) using the key above.

Termly Question Level Analyses following testing will allow you to identify areas for improvement and intervention.

### **Year 5 Target Tracker and Pioneer Trackers**

The expectation is that pupils will make **6 steps of progress across 5 terms**. Therefore 1.2 steps per term.

**Year 5** will make an extra 1.2 steps in Term 6 so that Year 6 pupils can be expected to make 1.2 steps across 4 terms (i.e before SATs), so inline with other year groups.

You would be expected to make the professional judgement about the % achieved each term for Yr5 cohort and then enter the step grading for the pupil on target tracker. We'd also like you to update your tracker (on google drive) termly before PPMs on the school shared drive.

### **Year 1- Year 4 Target Tracker and Pioneer Trackers**

The expectation is that pupils will make at least **6 steps of progress across 5 terms**. Therefore 1.2 steps per term. T6 to be used to embed progress made across the 5 terms.

You would be expected to make the professional judgement about the % achieved each term and then enter the step grading for the pupil on target tracker. We'd also like you to update your tracker (on google drive) termly before PPMs on the school shared drive.