

**Pioneer Federation**  
**PSHE**  
**MTP Cycle 1 Term 6**  
**Y3 and Y4 are taught separately**



Subject: **PSHE** – please note the appropriate year group PDF resources.

Key Concept/ Theme: **CHANGING ME**

Prior Learning links: **Changing Me**

Vocabulary: **See each lesson content**



UK 8-9 6-CM Pieces  
1-6.pdf



UK-RSE-Animation-A-  
ages-7-9-female-with-ages-7-9-male-option



UK-RSE-Animation-E-  
ages-7-9-male-option



UK-RSE-Animation-G-  
ages-7-9-male-option

Y3	Outside body changes	How our bodies need to change so they can make babies when we grow up – outside changes and how we feel about them
	Inside body changes	How our bodies need to change so they can make babies when we grow up – inside changes and how we feel about them (animations used – shorter version Female and Male Reproductive Systems)

### Puberty and Human Reproduction in Jigsaw 3-11

Y4	Having a baby	The choice to have a baby, the parts of men and women that make babies and – in simple terms – <b>how this happens</b> (animations used – the Female Reproductive System)
	Girls and puberty	How a girl's body changes so that she can have a baby when she's an adult – including menstruation (animations used – the Female Reproductive System)

School specific areas to cover (Add in any local areas of study, trips and people) **The essential skills builder of speaking, listening, staying positive and problem solving all support this topic**





# Pioneer Federation

## PSHE

### MTP Cycle 1 Term 6

#### Y3 and Y4 are taught separately


1.	<p><b>Prior learning reconnection (year group, cycle &amp; term): Year 3</b></p> <p><b>Y3 Deeper learning question – Babies</b></p> <p><b>Y4 Deeper learning question – UNIQUE ME – How am I unique?</b></p> <p><b>Y3 LO</b> I understand that in animals and humans lots of changes happen between conception and growing up, and that usually it is the female who has the baby</p> <p><b>Y4 LO:</b> I understand that some of my personal characteristics come from my birth parents and why.</p> <p><b>Y3 Vocab</b> Changes Birth Animals Babies Mother Growing up</p> <p><b>Y4 Vocab</b> –Personal • Unique • Characteristics • Parents • Gene</p> <p> UK 8-9 6-CM Piece 1.pptx</p>
2.	<p><b>Prior learning reconnection (year group, cycle &amp; term): Year 3</b></p> <p><b>Y3 Deeper learning question – Where and how do babies grow?</b></p> <p><b>Y4 Deeper learning question – HAVING A BABY – What does this mean?</b></p> <p><b>Y3</b> I understand how babies grow and develop in the Mother’s uterus I understand what a baby needs to live and grow</p> <p><b>Y4 LO:</b> I can label parts of the female / male body that are necessary for making a baby.</p> <p><b>Y3 Vocab</b> Baby Grow Uterus Womb Nutrients Survive Love Affection Care</p> <p><b>Y4 Vocab</b> –•Sperm • Egg/Ovum • Penis • Testicles • Vagina • Womb/Uterus • Ovaries • Making love • Having sex • Sexual intercourse • Fertilise • Conception</p> <p><b>Activity/lesson slides –</b></p> <p> UK 8-9 6-CM Piece 2.ppt</p>

## Pioneer Federation



### PSHE

#### MTP Cycle 1 Term 6

#### Y3 and Y4 are taught separately

3	<p>Prior learning reconnection (year group, cycle &amp; term): Year 3</p> <p>Y3 Deeper learning question <b>How do our bodies change on the outside?</b></p> <p>Y4 Deeper learning question – <b>GIRLS AND PUBERTY – How does a girls body change?</b></p> <p>Y3 LO I understand that boys’ and girls’ bodies need to change so that when they grow up their bodies can make babies I can identify how boys’ and girls’ bodies change on the outside during this growing up process</p> <p>Y4 LO: I can describe how a girls body changes in order for them to have a baby. That having a period is all part of this.</p> <p>Y3 vocab Change Puberty Control</p> <p>Y4 Vocabulary – Puberty • Menstruation • Menstrual Cycle • Periods • Menstrual Pads • Period Pants • Tampons • Vagina • Vulva • Ovaries • Oestrogen • Fallopian Tube • Fertilised</p> <p>Activity/lesson slides –</p>  <p>UK 8-9 6-CM Piece 3.ppt</p>
4	<p>Prior learning reconnection (year group, cycle &amp; term): Year 3</p> <p>Y3 Deeper learning question <b>Family stereotypes</b></p> <p>Y4 Deeper learning question – <b>CIRCLES OF CHANGE -</b></p> <p>Y3 LO I can start to recognise stereotypical ideas I might have about parenting and family roles</p> <p>Y4 LO: I know how the circle of change works. I can apply it in my life.</p> <p>Y3 Stereotypes Task Roles Challenge</p> <p>Y4 Vocabulary – • Circle • Seasons • Change • Control</p> <p>Activity/lesson slides –</p>

**Pioneer Federation**  
**PSHE**  
**MTP Cycle 1 Term 6**  
**Y3 and Y4 are taught separately**

	 UK 8-9 6-CM Piece 4.pptx
5	<p><b>Prior learning reconnection (year group, cycle &amp; term): Year 3</b></p> <p><b>Y3 Deeper learning question</b> What sort of changes might I feel?  <b>Y4 Deeper learning question – ACCEPTING CHANGE – How do I do this?</b></p> <p><b>Y3</b> Identify what I am looking forward to when I move to my next class  <b>Y4 LO:</b> I can identify changes that are out of my control. I can learn to accept these.</p> <p><b>Y3 Vocab</b> Change Looking forward Excited Nervous Anxious Happy  <b>Y4 Vocabulary</b> – Range of emotions (see emotions card resource) • Control • Change • Acceptance</p> <p><b>Activity/lesson slides –</b></p>  UK 8-9 6-CM Piece 5.pptx
6	<p><b>Prior learning reconnection (year group, cycle &amp; term): Year 3</b></p> <p><b>Y3 Deeper learning question</b> How do I feel about Year 4  <b>Y4 Deeper learning question – LOOKING AHEAD – How can I reflect on this?</b></p> <p><b>Y3</b> I can identify what I am looking forward to when I move to a new class.  <b>Y4 LO:</b> I can identify what I am looking forward to when I move to a new class.</p> <p><b>Y3 Vocab</b> Change Looking forward Excited Nervous Anxious Happy</p>

## Pioneer Federation

### PSHE

#### MTP Cycle 1 Term 6

#### Y3 and Y4 are taught separately

**Y4 Vocabulary** – Excited • Nervous • Anxious, nervous, happy

**Activity/lesson slides**



UK 8-9 6-CM Piece  
6.pptx

#### End Points:

CHANGING ME for this unit

- 

**Evaluation:** What have the end of unit quizzes, pupil self-reflections and termly work told you about what the children can remember and recall? What are the gaps? Ensure that the areas that need further reinforcement are documented in the next subject unit MTP. **Plan in time to revisit gaps within units, determined by the quizzes.**

- **Download and complete this impact review for your class on this topic area.**

[age-7-8-1-bm-sa-form.pdf \(jigsawlivescmsuk.blob.core.windows.net\)](https://jigsawlivescmsuk.blob.core.windows.net/age-7-8-1-bm-sa-form.pdf)