


'What makes animals unique?'

Year 1 and 2

Newsletter Term 3 2025-2026



Dear Families,

Happy New Year! We hope you had a restful and jolly Christmas break.

We are very excited that our new topic – for two half terms – will be *What makes animals unique?* We will be learning about different animals **what** they are like and **where** they live. We will also be identifying characteristics of animals and grouping these accordingly.

Helping to enrich our topics

It is always great to have items that support our topic, so if anyone has any items that may help us with any of the work above that we could borrow, we would love to see them. We will have a topic-based 'show and tell' weekly on a Friday, see below the slot for your child.

Week 1 Friday 16th January - Year 1 boys

Week 2 Friday 23rd January– Year 2 girls

Week 3 Friday 30th January – Year 1 girls

Week 4 Friday 6th February– Year 2 boys

Resources for this term:

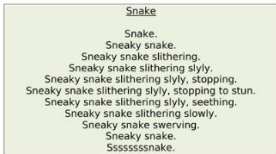











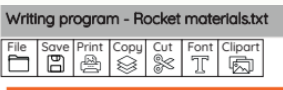








Computing: small plastic bottles and decorative materials such as foil, plastic packaging, paper of different colours, sequins, tissue paper, etc.

Science: any old animal toys your children do not use at home. Any brown shades of play doh.

Useful information and reminders:

- Please can you make sure your child brings in a **water bottle** and their **book bag** each day. We use their books daily so these need to be placed in a box as they come into the classroom.
- The children will need a **named coat, hat and gloves** in school as the weather starts to get colder and wetter.
- Our PE days are **Mondays and Fridays** so please send your child into school in their PE on these days.

‘What makes animals unique?’

Literacy	Poetry	Instructions	Non-fiction writing	
				
Maths	Addition and subtraction		Multiplication and division	
				
Science	Animals	Scientific enquiry	Observing	Recording
How do I group animals?				
Geography	Maps	Why are animals different around the world?		Animals
				
Music			Music inspired by animals and exploring percussion	
				
ICT	Skills Showcase		Rocket to the moon	
				
				
PSHE		Keeping safe		
DT			Clay models of animals	
				
RE			Who is a Muslim and how do they live?	
				

Home Learning

<p>Reading</p>	<p>Please read with your child <u>at least three times a week</u>, even if it is just for 5 minutes. When reading with your child, please acknowledge the fact that the book has been read by <u>recording this on Boom Reader. If you need a reminder of your Boom Reader Log in then ask Mrs Tucker.</u></p> <p>During reading sessions, please discuss the story with your child and ask them questions about what they are reading. These questions will help to develop their understanding of what they are reading as comprehension and discussion are key reading skills in Year 1 and 2. Squirrels are encouraged to change their books regularly, please can you help remind your child when their books need changing.</p>
<p>Phonics Year 1</p>	<p>Attached to the newsletter you will find our Weekly Phonics overview- please read through these words with your child at home to supplement the Phonics teaching we will be completing in class.</p>
<p>Spelling Year 2</p>	<p>We will not be setting weekly Spellings.</p> <p>Please practice the attached spellings from Little Wandle, we will also be practising these in class. See below the speller's toolkit we will be developing with Year 2 pupils this year.</p> <div data-bbox="284 947 1469 1451"> <div> <p>Autumn 1</p> <p>5 weeks: Phase 5 review</p> </div> <div> <p>Autumn 2</p> <p>5 weeks: Bridge to spelling</p> </div> <div> <p>Spring and Summer</p> <p>20 weeks: Spelling units</p> </div> </div>
<p>Maths</p>	<p>For Maths homework please work through the weekly Maths activities on the set work in your child's CPG book. You can work through these at a pace that works for your child.</p>

Snacks:

Just a quick reminder that the school does provide a healthy snack each day for the children. However, if you would prefer to send your child in with their own snack, please ensure it is **one healthy snack only** (such as fruit or vegetables).

We hope you all have lovely term supporting the children in their learning. Please do not hesitate to come and speak to us if you have any questions.

Thank you for your support.

Mrs Tucker, Mrs Luckhurst and Miss Hayter