

'Do you need a castle to conquer?'





Year 1 and 2 newsletter Term 6 2025-2026



Dear Parents and Carers,

We hope you have all had a lovely week. This term our topic is all about castles as we explore the big question: 'Do you need a castle to conquer?' This is a history-based topic learning about the castles and historical event in our local area, such as The Battle of Hastings and learning about local castles.

Some of the texts we will be using for our learning are:



If you would like a learning activity to complete at home this term with your child, you could choose from one of these example activities:

- **Build a Fortress:** Create a castle sculpture using recycled materials. Think about adding towers, drawbridges, or a moat!
- **Become a Castle Historian:** Research a famous real-life castle. Where is it located? Who lived there? Does it have any cool secrets or battles in its past?
- **Design a Knight's Shield:** Create a unique coat of arms, badge, or flag for your own imaginary castle or royal family.
- **Write a Castle Guide:** Create an informative guidebook or brochure for a castle you've visited or one you've learned about online.

The learning map attached to this newsletter outlines the areas we will be learning about and some of the work we will be doing in teacher-focussed activities and group work.

Helping to enrich our topics

It is always great to have items that support our topic, so if anyone has any items that may help us with any of the work above that we could borrow, we would love to see them. We will have a topic-based 'show and tell' weekly on a Friday, see below the slot for your child.

Week 1 Friday 5th June – Year 2 boys











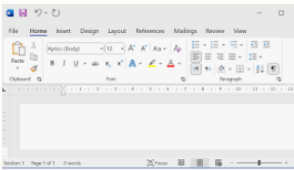







Week 2 Friday 12th June - Year 1 boys

Week 3 Friday 19th June – Year 2 girls

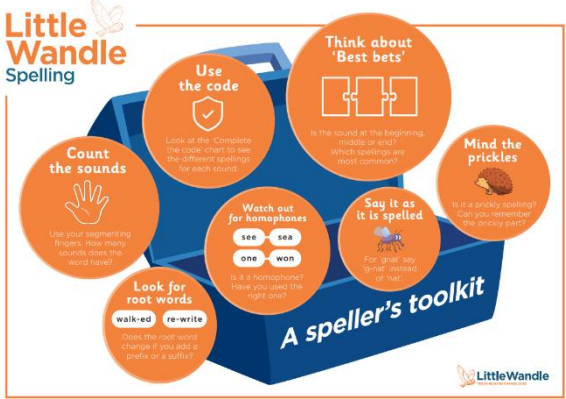
Week 4 Friday 26th June - Year 1 girls

'What makes a Great Explorer' Learning Map Term 6 2025-2026

What are we learning this term?

Literacy	 Leaflet writing	 Narrative writing	 Prediction
Maths	Time 	Mass, capacity, temperature  	Position and direction 
Science	Observe 	Materials 	Questioning 
History		The Battle of Hastings 	
Music		Listening, composing and performing	
ICT		Word processing	
PSHE		Growing and Changing	
Art		Sculptures	
RE		What makes some places sacred to believers?	 church  synagogue  mosque

Home Learning

Reading	<p>Please read with your child at least three times a week, even if it is just for 5 minutes. When reading with your child, please acknowledge the fact that the book has been read by recording this on Boom Reader. If you need a reminder of your Boom Reader Log in then ask Mrs Tucker.</p> <p>During reading sessions, please discuss the story with your child and ask them questions about what they are reading. These questions will help to develop their understanding of what they are reading as comprehension and discussion are key reading skills in Year 1 and 2. Squirrels are encouraged to change their books regularly, please can you help remind your child when their books need changing.</p>
Phonics Year 1	Attached to the newsletter you will find our Weekly Phonics overview- please read through these words with your child at home to supplement the Phonics teaching we will be completing in class.
Spelling Year 2	<p>We will not be setting weekly Spellings.</p> <p>Please practice the attached spellings from Little Wandle, we will also be practising these in class. See below the speller's toolkit we will be developing with Year 2 pupils this year.</p> 
Maths	For Maths homework please work through the weekly Maths activities on the set work in your child's CPG book. You can work through these at a pace that works for your child.

Useful information and reminders:

- Please can you make sure your child brings in a water bottle and their book bag each day. We use their books daily so these need to be placed in a box as they come into the classroom.
- The children will need a named coat, hat and gloves in school as the weather starts to get colder and wetter.
- Our PE days are Mondays and Fridays so please send your child into school in their PE on these days.

Snacks:

Just a quick reminder that the school does provide a healthy snack each day for the children. However, if you would prefer to send your child in with their own snack, please ensure it is **one healthy snack only** (such as fruit or vegetables).

We hope you all have lovely term supporting the children in their learning. Please do not hesitate to come and speak to us if you have any questions.

Thank you for your support.

Mrs Tucker, Mrs Luckhurst and Miss Hayter