





Rabbit Newsletter

Term 1 2025

Dear Rabbit Families,

We wish all of you a warm welcome to Rabbit Class! Our topic for the first term is '**Here I am!**'. We will be reading a range of texts such as *The Little Red Hen*, *A Place Called Home*, *Super Duper You*, *From Head to Toe* and *The Big Book of Belonging*.



We will be exploring who we are as people and our place in the world, including where we live and who we live with. We will also be learning about our immediate environment, embarking on a tour of our new school and the grounds. Alongside this, we will be working on counting, number recognition, sizing and comparing. We will also be developing our foundation understanding of letters and sounds, following the scheme of Twinkl Phonics.

Reading	<p>For the first four weeks, your child will bring home a book from our library, each Friday, to share with you. We ask that you read and share this book together. Once we have started the teaching of phonics, your child will bring a Twinkl phonics book home each week. The book will remain the same across the week and will be changed every Friday. This book will match your child's current reading level. Please share this book with your child as often as you can. Whilst your child is learning the new sounds, it is helpful to encourage the children to use the pictures to tell stories.</p> <p>Please log any reading on their Boom Reader account so that we can stay informed about their home learning. This can be a positive or helpful comment regarding their strengths or difficulties. Boom Reader accounts are currently being set up and you will be contacted to log in once this has been finalised.</p> <p>It is essential that these reading books are in your child's bookbag each day as we will also be reading them during school.</p>
---------	---

Twinkl Phonics	<p>Each Friday, an outline of the focus sounds and words will be shared with you. It would be useful to support the children in identifying any sounds and tricky words when reading with them at home.</p> <p>If you need support in knowing the letter sounds, please contact me.</p>
Maths	<p>We will be using CBeebies Number Blocks to help with our teaching of numbers, as well as following a White Rose scheme. We will be starting with '1' and then taking a different number every week to understand the value and embed foundations. Other maths activities will be taking place at the same time. This is part of the recommendations from the Maths Mastery approach.</p>

Quick Reminders

- Please can you make sure your child brings in a named **coat, water bottle** and their **book bag** each day. Please label any additional belongings such as uniform or winter clothing.
- Please provide a **full change of clothes** in a named plastic bag.
- PE will be on a Monday and Wednesday and children can come into school with their PE kits on.



Home Learning Support – Useful Websites

www.phonicsplay.co.uk – Phase 2 - phonics games and activities.

www.topmarks.co.uk – Early Years maths and phonics games.

<https://www.bbc.co.uk/cbeebies/shows/numberblocks> - Number Blocks clips.

We hope you all have a lovely first term supporting the children in their learning and please do not hesitate to come and speak to us if you have any questions.

Thank you for your support,

Miss Page, Miss Matthews, Miss Watts and Miss Bristow.

'Here I Am'

Learning Map

What are we learning this term?

<p>Literacy</p> 	<p>Stories</p> <p>LO: I can listen to stories and respond to what I have heard.</p> <p>LO: I can recall key events in a story</p> <p>LO: I can discuss my favourite stories</p>	<p>Phase 1 & 2</p> <p>LO: I can play Phase 1 Phonic Games</p> <p>LO: I can learn some Phase 2 Sounds</p> <p>LO: I can begin to identify and write some Phase 2 Sounds</p>
<p>Maths</p> 	<p>Match, sort & compare</p> <p>LO: I can identify and match objects</p> <p>LO: I can reliably count to 10 objects</p> <p>LO: I can sort objects into categories</p>	<p>Measure and Pattern</p> <p>LO: I can compare size</p> <p>LO: I can explore mass and capacity</p> <p>LO: I can create patterns</p> <p>LO: I can continue patterns</p>
<p>EAD</p> 	<p>LO: I can explore songs and rhymes</p> <p>LO: I can engage with imaginative play</p> <p>LO: I can create a self-portrait.</p> <p>LO: I can learn about famous artists like Picasso and Frieda Kahlo.</p> <p>LO: I can experiment with different materials and techniques.</p>	
<p>UtW</p> 	<p>Where do I live?</p> <p>LO: I can familiarise myself with my new school.</p> <p>LO: I can discuss my family and my home.</p> <p>LO: I can understand that some homes can be different to mine.</p>	<p>Who am I?</p> <p>LO: I can talk about how I have changed since I was a baby.</p> <p>LO: I can talk about the things that are important to me.</p> <p>LO: I can talk about myself, my family and my home.</p>
<p>Physical Development</p> 	<p>Fine Motor</p> <p>LO: I can begin to hold a pencil comfortably.</p> <p>LO: I can begin to mark make</p> <p>LO: I can represent my name</p>	<p>Gross Motor</p> <p>LO: I can move in a variety of ways.</p> <p>LO: I can use a balance bike.</p> <p>LO: I can change my clothes ready for a PE lesson.</p> 
<p>PSED</p> 	<p>Valuing Difference</p> <p>LO: I can learn about the people in my school.</p> <p>LO: I can celebrate what makes each person unique.</p> <p>LO: I can recognise that we can have things in common with others.</p>	<p>Classroom Rules</p> <p>LO: I can help make the classroom rules.</p> <p>LO: I can observe the rules we have made.</p> <p>LO: I can learn about our classroom Mood Monsters.</p> <p>LO: I can build friendships</p>
<p>Communication & Language</p> 	<p>Discussions</p> <p>LO: I can follow instructions with more than one part.</p> <p>LO: I can listen appropriately.</p> <p>LO: I can turn-take in class discussions.</p> <p>LO: I can turn take in games</p> <p>LO: I can begin to speak in full sentences.</p>	<p>Sharing Stories & Drama</p> <p>LO: I can respond to the stories I hear.</p> <p>LO: I can engage with imaginative play.</p> <p>LO: I can tell stories in my own words.</p>