


LET'S CELEBRATE!

Dear Rabbit Families,

We hope you had a restful break! This term, we will be spending time looking at how we celebrate different winter festivals such as November 5th (Bonfire Night), Remembrance Day, Christmas, Diwali and even looking at different birthday celebrations around the world. We will be remembering times when we have celebrated events, and considering how celebrations differ around the world. **If you have any celebratory traditions or festivals which you celebrate in your family, please do share with us! We would love to hear about them and hear the children share their stories.**

The curriculum map attached will further explain the areas that we will be looking at, and some of the work we will be doing. This will be explored through play and teacher focused activities. As part of this topic, we will begin to look at 'Light and Dark', non-fiction books and will be writing letters, lists and recipes.

Some of the texts we will be looking at are:



Home Learning

I would like to thank you all for your effort with last term's home learning tasks including reading with your children. If you have not already, please log in to Boom Reader and track your child's reading at home as this helps us to determine reading levels. The children have already made great progress with learning sounds and every read will help this to become more secure.

To help with continuity in Phonics throughout Reception and Key Stage 1, we will be sending home a phonics book. This will help to keep all phonics learning in one place and is an opportunity to practice any sounds at home that your child may struggle with. These books will be coming home the week beginning 10th November and will have all level 2 sounds already in. We will then be consolidating level 2 sounds before moving on to level 3. During level 3, each week on a Monday, we will add the bookmark into your child's phonics book of the sounds they will be learning that week. We will also use this in school to highlight any areas to focus on so **please can these be kept in bookbags and be in school daily.**

Some **useful websites** are outlined below.

www.topmarks.co.uk and <https://www.bbc.co.uk/cbeebies/games/numberblocks-make-and-play> for Literacy and Maths games.

www.phonicsplay.co.uk Phase 2 games, blending sounds and words.

Quick Reminders

- Please can you make sure your child brings in a named **water bottle, coat** and their **book bag** each day.
- The children need a **full change of clothes** in a named plastic bag just in case of any accidents or need of changing.
- For the rest of this term, children will be having PE only on a Wednesday as Monday afternoons we will be practicing for our Nativity!
- We still have a go at forest school sessions, even in the winter terms. Please ensure your child's kit includes warm, winter clothes, as well as waterproofs. Our Forest school dates for this term are as follows:
Tuesday 11th November
Tuesday 9th December










We hope you all have a lovely second term supporting the children in their learning and can see how much they have learnt already. Please do not hesitate to come and speak to us if needed,

Thank you for your continued support,

Miss Page

Term 2 Learning Map

Literacy 	Reading & Comprehension We are learning... Phase 2 phonemes To blend and segment independently To read simple phrases and sentences To act out familiar stories To respond to poems To engage in non-fiction books.	Writing We are learning... To write firework sounds. To form letters correctly To send letters, invitations and cards To re-read what we have written to check that it makes sense.
Maths 	Number We are learning... To explore numbers to 5 To subitise numbers to 5 To represent numbers to 5 To explore 1 more and 1 less To explore the composition of numbers to 5	Shape We are learning... To explore circles and triangles To describe position To explore shapes with 4 sides To find shapes in the environment
PSED 	Self We are learning... To talk about what we are thankful for To participate in a Remembrance event. To show resilience in the face of challenge.	Building Relationships We are learning... To tell others how we feel, using the Mood Monsters. Think about perspectives of others

<p>UtW</p> 	<p>Past & Present We are learning... To talk about events from the past To compare the present and the past, using stories</p>	<p>The Natural World We are learning... To understand the effect of changing seasons on the natural world around us.</p>	<p>People, Culture and Communities We are learning... About the significant figure Captain Tom Moore To compare life in this country with other countries.</p>
<p>PD</p> 	<p>Fine Motor We are learning... To use a range of tools, such as threading and scissor work To build using small construction. To use one handed tools To form numbers and letters correctly To use the correct tripod grip</p>	<p>Gross Motor We are learning... To progress towards a more fluent style of moving To develop the skills of personal space To use effectively use cutlery at meal times To develop our overall body strength, co-ordination, balance and agility in gymnastics</p>	
<p>C&L</p> 	<p>Listening, Attention and Understanding We are learning... To start a conversation with others, and continue it for many turns. To listen carefully To ask questions to find out more</p>	<p>Speaking We are learning... To talk about how we feel To describe events in detail To retell familiar stories with increasing detail To expand on our initial contributions.</p>	
<p>Expressive Art & Design</p> 	<p>Art & Design We are learning... To create Rangoli patterns To explore on art from around the world To manipulate materials, such as clay To use a variety of techniques and materials To make celebratory decorations</p>	<p>Being Imaginative and Expressive We are learning... To act out familiar stories To sing a large repertoire of songs To explore and engage in music making and dance To perform in groups (Nativity)</p>	