

What makes a Great Explorer?


Year 1 and 2 Newsletter

Term 5 2025-2026


Dear Parents and Carers,

We hope you all had a lovely Easter break and welcomed in the spring weather with family and friends. In term 5, we will become explorers! We will be using different text to help us understand 'What makes a Great Explorer?'. We will look at some famous explorers including Ernest Shackleton and linking this to coastlines and continents through writing our own narratives and information texts. We will be making sculptures in DT using recyclable resources as well learning more about the Muslim religion, and algorithms.


Some of the texts we will be using for our learning are:



Narrative writing



Famous Explorers



Information texts

If you would like a learning activity to complete at home this term with your child, you could choose from one of these example activities:

- Make a sculpture from recycled materials. Maybe an explorer's ship or a famous building?
- Research an explorer... Where did they go? What did they find?
- Create an explore logo/badge
- Create an informative text for a place you have explored or a new place you have found out about

The learning map attached to this newsletter outlines the areas we will be learning about and some of the work we will be doing in teacher-focussed activities and group work.

Helping to enrich our topics

It is always great to have items that support our topic, so if anyone has any items that may help us with any of the work above that we could borrow, we would love to see them. We will have a topic-based 'show and tell' weekly on a Friday, see below the slot for your child.






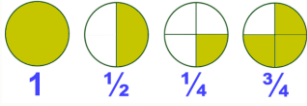















Week 1 Friday 17th April – Year 2 boys

Week 2 Friday 24th April - Year 1 boys

Week 3 Friday 1st May – Year 2 girls

'What makes a Great Explorer' Learning Map Term 5 2025-2026

What are we learning this term?

Literacy	 Narrative writing	 Information texts	 Recounts
Maths	Money 	Statistics 	Fractions 
Science	Observe 	Habitats 	Questioning 
Geography		What do we find on the coast? Why is it changing?	
Music		Explore different periods of music	
ICT	 programming	Algorithms, programming and debugging	 debugging
PSHE		Being my best	 best
DT		Sculptures and recycled materials	
RE		Who is a Muslim and how do they live? (part 2)	

<p>Reading</p>	<p>Please read with your child at least three times a week, even if it is just for 5 minutes. When reading with your child, please acknowledge the fact that the book has been read by recording this on Boom Reader. If you need a reminder of your Boom Reader Log in then ask Mrs Denton.</p> <p>During reading sessions, please discuss the story with your child and ask them questions about what they are reading. These questions will help to develop their understanding of what they are reading as comprehension and discussion are key reading skills in Year 1 and 2. Hedgehogs are encouraged to change their books regularly, please can you help remind your child when their books need changing.</p>
<p>Phonics Year 1 and Year 2</p>	<p>Mrs Denton will send more detailed information of what we are covering next week, alongside a copy of an old phonics screening check for Year 1 parents and carers so you know what Year 1s will be seeing during the check week (this is in June).</p>
<p>Maths</p>	<p>For Maths homework please work through the weekly Maths activities in your child's CPG book. You can work through these at a pace that works for your child.</p>

Useful information and reminders:

- Please can you make sure your child brings in a water bottle and their book bag each day. We use their books daily so these need to be placed in a box as they come into the classroom.
- The children will need a named coat, hat and gloves in school as the weather starts to get colder and wetter.
- Our PE days are Mondays and Wednesday so please send your child into school in their PE on these days.

Snacks:

Just a quick reminder that the school does provide a healthy snack each day for the children. However, if you would prefer to send your child in with their own snack, please ensure it is **one healthy snack only** (such as fruit or vegetables).

We hope you all have lovely term supporting the children in their learning. Please do not hesitate to come and speak to us if you have any questions.

Thank you for your support.

Mrs Denton, Miss Backler and Miss Matthews