



'Bright Lights, Big City'






Chestnuts Class Newsletter - Term 2, 22/23

Dear Parents and Carers,

Welcome back, we hope you had a great half term and found some time to relax. This term we will be starting our new topic of 'Bright Lights, Big City.' We will begin the term looking at countries and cities in the United Kingdom and then begin to spread our wings further afield, looking at other parts of the world.

Some of the key texts we will be using for our learning are:



Questions to ask at home:

- Have you been to any cities? What are they like?
- How are cities different to the towns and villages that we live in?
- What is the difference between a country and a continent?
- What things give us light?
- Which body parts can you name?
- Can you identify which senses you are using in different situations?
- How does a wheel work?





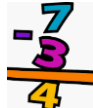














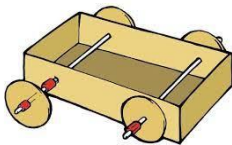


Optional (but encouraged) Home Learning Tasks:

- Make a model of a city landmark using junk modelling, construction kits, Lego, wooden blocks etc. and take a photo of it to share.
- Find out about some of the continents, countries and capital cities in the world.

The curriculum map within this newsletter outlines the areas we will be learning about and some of the work we will be doing in teacher-focussed activities and group work. We are also placing an emphasis on continuing to learn times tables through maths sessions and at home.

'Bright Lights, Big City' Learning Map Term 2 2022

What are we learning this term?

Literacy	 Diaries	 Narrative	 Information Texts
Maths	Addition 	Subtraction 	Measurement & Money 
Science	The Human Body 	Living things 	Seasons 
Geography	Landmarks 	Continents & Countries 	Cities and Human Geography 
Music	Listening Appraisal Improvising  		
ICT	E-Safety 	Representing Data 	Purple Mash 
PSHE	Celebrating Differences 		
DT	Wheels & Axels 		
RE	God in the Bible 	How Christians worship God 	

Home Learning

Reading	<p>Please read with your child at least three times a week, even if it is just for 5 minutes. When reading with your child, please ensure it is signed and dated, with the number of minutes that the child has read for included. A member of staff will be checking reading diaries.</p> <p>We have introduced our new reading scheme for Year 1 (and some children in Year 2) using Little Wandle – please read the letter sent home last term carefully.</p> <p>During home reading sessions, please discuss the story with your child and ask them questions about what they are reading. These questions will help to develop their understanding of what they are reading as comprehension and discussion are key reading skills in Year 1 and 2.</p> <p>Please note that the Little Wandle scheme places a focus on group reading, seeing the benefit from reading and discussing a text within a small group. As a result of this, your child will be listened to within a small reading group, rather than daily on a one to one basis, as was previously the case.</p>
Spellings and phonics	<p>Spellings or Phonics tasks will be given out each week - Please practise these words with your child at home using the Look, Say, Cover, Write, Check format.</p>
Maths	<p>Please can children continue to learn their times tables at home. Year 1 children should be learning 10x, 2x and 5x tables. When secure with the 2x, 5x and 10x tables, Year 2 children should be moving onto 3x and 4x tables. BBC Bitesize website has links to times tables songs that children can learn. https://www.bbc.com/bitesize/topics/zqbg87h</p>

Useful Websites to support learning

www.phonicsplay.co.uk – phonics and spelling games

<https://www.google.co.uk/maps> - find different cities around the world

Reminders

- Please can you make sure your child brings in a **water bottle** and their **book bag** each day. Please ensure you are NOT sending your child in to school with squash / juice in their bottles.
- Please can you ensure your child's jumper is visibly named inside; this enables all clothing to be sent home with the correct child.
- Can the children please always have a **coat** in school as the weather can be unpredictable and children use the outside classroom decking area on a daily basis.
- Our PE days are Mondays and Fridays – children can continue to wear their PE kits in to school.
- Please do not send your child in with sweets as this is not considered a healthy snack choice. Any sweets will be held on to by a member of staff and returned to the child at the end of the day.

We hope you all have lovely term supporting the children in their learning and can see how much they have learnt already. Please do not hesitate to come and speak to any member of the team if you have any questions,

Thank you for your continued support.

Mrs Hudd and Mrs Foot