


What makes a Great Explorer?

Year 1 and 2 Newsletter Term 5 2024


Dear Parents and Carers,

We hope you all had a lovely Easter break and welcomed in the spring weather with family and friends. In term 5, we will become explorers! We will be using different text to help us understand 'What makes a Great Explorer?' We will look at some famous explorers including Ernest Shackleton and linking this to coastlines and continents through writing our own narratives and information texts. We will be making sculptures in DT using recyclable resources. In computing we will be learning how to make spreadsheets. In Maths, we will continue to build our mathematical skills of multiplication and division as well as adding new skills as we explore fractions and statistics.


Some of the texts we will be using for our learning are:



Narrative writing



Postcards



Information texts

If you would like a learning activity to complete at home this term with your child, you could choose from one of these example activities:

- Make a sculpture from recycled materials. Maybe an explorer's ship or a famous building?
- Research an explorer... Where did they go? What did they find?
- Create an explore logo/badge
- Create an informative text for a place you have explored or a new place you have found out about





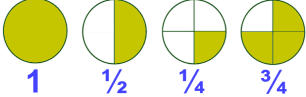











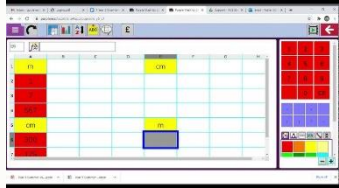






The learning map attached to this newsletter outlines the areas we will be learning about and some of the work we will be doing in teacher-focussed activities and group work.

Helping to enrich our topics

It is always great to have items that support our topic, so if anyone has any items that may help us with any of the work above that we could borrow, we would love to see them. We will have a topic-based 'show and tell' weekly on a Friday.

'What makes a Great Explorer' Learning Map Term 5 2024

What are we learning this term?

<p>Literacy</p>	 <p>Narrative writing</p>	 <p>Postcards</p>	 <p>Information texts</p>
<p>Maths</p>	<p>Y1 Multiplication & division Y2 Statistics</p> 	<p>Fractions</p> 	<p>Y1 Place value with 100 Y2 Problem Solving</p> 
<p>Science</p>	<p>Observe</p> 	<p>Habitats</p> 	<p>Questioning</p> 
<p>Geography</p>	<p>What do we find on the coast? Why is it changing?</p> 		
<p>History</p>	<p>Who discovered where? Explorers around the world.</p> 		
<p>Music</p>		<p>Explore different periods of music</p>	
<p>ICT</p>		<p>Spreadsheets</p>	
<p>PSHE</p>		<p>Relationships</p>	
<p>DT</p>		<p>Sculptures and recycled materials</p>	
<p>RE</p>		<p>Who is a Muslim and how do they live? (part 2)</p>	

Home Learning

Reading	<p>Please read with your child at least three times a week, even if it is just for 5 minutes. When reading with your child, please acknowledge the fact that the book has been read by <u>signing and dating in the reading record book</u>.</p> <p>During reading sessions, please discuss the story with your child and ask them questions about what they are reading. These questions will help to develop their understanding of what they are reading as comprehension and discussion are key reading skills in Year 1 and 2.</p> <p>We read at school at least twice a week within our groups and individually whenever our lovely volunteers can! If anyone would like to give an hour or so to hear readers, then that would be amazing and would really support our children.</p>
Phonics and Spellings	<p>Most children in Chestnuts Class will be reviewing the phonic sounds they have been learning over the past few terms.</p> <p>Some further Phonics activities for you to use at home:</p> <p>Mr. Thorne Does Phonics http://www.youtube.com/user/breakthruChris http://www.mrthorne.com/</p> <p>If you are unsure how to correctly pronounce any of the sounds go to Mr. Thorne Does Phonics where you can watch videos of Mr. Thorne or his friend Geraldine the Giraffe teach the sound and discuss words including it. He also has apps for Android and Apple available.</p> <p>Phonics Play www.phonicsplay.co.uk</p> <p>This is a very popular website we use regularly in our phonics lessons. The children will be familiar with the website and its games. Some of our favourite games are:</p> <ul style="list-style-type: none">• Flashcards• Buried Treasure• Dragons Den• Picnic on Pluto• Reading Robot

Useful information and reminders:

- Please can you make sure your child brings in a **water bottle** and their **book bag** each day.
- The children will need a **named coat and hat** as the weather starts to get a bit warmer (hopefully!)
- Our PE days are **Mondays and Fridays**. Please ensure your child's kit consists of shorts/trousers, t-shirt, jumper and trainers or plimsolls.

We hope you all have lovely term supporting the children in their learning.

Thank you for your support.

Mrs Adams, Mrs Hale, Mrs Foot and Mrs Wood