



'Famous Faces' Chestnuts' Class Newsletter Term 5 2025



Dear Parents and Carers,

We hope you all had a lovely Easter Holidays! This term we are beginning an exciting new topic- ***Famous Men and Women from the past and present.*** We will be using this topic to explore lots of famous people from the past and comparing them with famous people today!

Some of the key texts we will be using for our learning are:



Questions to ask at home:









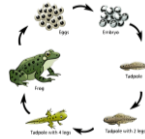












- Who are the famous people in our topic?
- Would you like to be famous? What would you be famous for?
- Look at the time periods that our famous people lived in.
- How are the lives of our famous people different?

Home Learning Tasks

You could have a go at some of these at home:

- Art linked to a famous person (painting, recycled model etc)
- Fact file about a famous person
- Create a famous character of your own
- Write/talk about who inspires you / find out who inspires someone in your family

The learning map attached to this newsletter outlines the areas we will be learning about and some of the work we will be doing in teacher-focused activities and group work.

Literacy Information Narrative Instructions			
Maths	Money 	Fractions 	Time 
Science	Animals including humans (offspring) <div>    </div>		
History	Who are the great history makers? How do people create change? <div>      </div>		
ICT	Coding 		
RE	Judaism <div>    </div>		
DT	Cooking 		
PSHE	Relationships 		
Music	Music linked to Famous people 		

Each week we will be focusing on a different famous person:



Week 1: Neil Armstrong

Week 2: Katherine Johnson

Week 3: Rosa Parks

Week 4: Frida Kahlo

Week 5: Own Choice

Home learning:

Reading	<p>Please read with your child at least three times a week, even if it is just for 5 minutes. When reading with your child, please acknowledge the fact that the book has been read by recording this on Boom Reader.</p> <p>During reading sessions, please discuss the story with your child and ask them questions about what they are reading. These questions will help to develop their understanding of what they are reading as comprehension and discussion are key reading skills in Year 1 and 2. Chestnuts are encouraged regularly to change their books in the library on their way through, in the mornings. Please can you help remind your child when their books need changing.</p>
Phonics Year 1	<p>Attached to the newsletter you will find our Weekly Phonics overview- please read through these words with your child at home to supplement the Phonics teaching we will be completing in class.</p>

Helping to enrich our topics

It is always great to have items that support our topic, so if anyone has any items that may help us with any of the work above that we could borrow, we would love to see them. We will have a topic-based 'show and tell' weekly on a Friday. Please make sure these are relevant to the topic.

Thank you for your continued support.

Mrs Adams, Mrs Hale and Ms Taiclet