


# 'Contrasting Continents'

## Beech Class Newsletter



### Term 4 2025



Dear Chestnuts Families,

We hope you had a lovely and relaxing half term break. This term, the children in Chestnuts class will be finding out about the continents Africa and Europe. We will be exploring the different animals that inhabit the two continents. We will also be exploring how the geography of the two continents is similar and different.

Some of the key texts we will be using for our learning are:



#### **Questions to ask at home:**





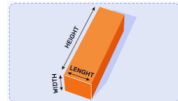








- What are the five oceans?
- What are the seven continents?
- What is special about Africa?
- What is a material?
- What is a collage?

#### **Home Learning Tasks**

**You could have a go at some of these at home:**

- Make a map of the world using different resources – paint, playdoh, drawing, Lego
- Compare the seasons and the changes that see happening
- Make an Easter craft
- Make an animal from recyclable materials
- Measure things around your home – using a table to record your results
- Explore an Atlas

The learning map attached to this newsletter outlines the areas we will be learning about and some of the work we will be doing in teacher-focused activities and group work.

Literacy <i>Information</i> <i>Narrative</i> <i>Recount</i>			
Maths	Multiplication and division 	Length and height 	Statistics 
Science	Materials 		
Geography	How does the Geography of Malawi compare with my locality? 		
ICT	Creating pictures 		
RE	Christianity 	Easter 	
Art and DT	Collages 		
PSHE	Keeping Safe and Healthy Me 		

## Home learning:

<b>Reading</b>	<p>Please read with your child at least three times a week, even if it is just for 5 minutes. When reading with your child, please acknowledge you have read by recording this on Boom Reader. If you are having trouble with this, please ask for help.</p> <p>During reading sessions, please discuss the story with your child and ask them questions about what they are reading. These questions will help to develop their understanding of what they are reading. They will come home with a new reading book every Friday and can also bring a library book home if they wish!</p>
<b>Phonics</b> Year 1	Each week a phonics home learning sheet will come home. This will show you the learning we will be covering in the week. Your child could read this as part of their weekly reading.
<b>Maths</b>	<p>Continue to practise the fluency facts. We are focusing on doubles and near doubles this term.</p> <p>ie. <math>5+5=10</math> is the double so use this to help with <math>5+6=11</math> (one more)</p>
<b>Spelling</b>	<p><b>The spelling rules and patterns we will be learning about this term are:</b></p> <p>Adding the suffixes '-ing' and '-ed'</p> <p>Words with the trigraphs 'ear' and 'air'</p> <p>Words with the 'tch' trigraph</p> <p>Adding '-s' or '-es' to make plurals</p> <p>Why do some words end 'ge' or 'dge'?</p> <p>Why can /j/ be spelled 'j' or 'g' in different words?</p> <p>The 'W special'</p> <p>How do 'w' and 'qu' change the sounds that 'a', 'ar' and 'or' make in some words?</p>

Thank you for your support.

The Chestnuts' Team

Little Wandle- Letters and Sounds	
Year 1 Phonics Home Learning	
Phase 5– Spring 2 Week 1	


New phonemes	Recapping previously learned phonemes					
/ur/ or w <u>or</u> d	ir	ur	ea	oe	ow	ey
/oo/ u awf <u>u</u> l oul c <u>ou</u> ld	ui	oo	or	ey	o_e	o
/air/ are sh <u>a</u> re	aw	ay	air	igh	ear	a_e
Grow the code: /or/ <u>a</u> uthor dinos <u>a</u> ur fl <u>oo</u> r w <u>al</u> k	u	oul	er	re		

Words we have read:			
/ur/ or	/oo/ u oul	/air/ are	Grow the code: /or/
word work world worth worm worse	playful pudding aw- ful octopus could would should	care share dare square scare stare	author astronaut  dinosaur poor floor door talk walk chalk

Sentences we have read:				
Can you spot any tricky words? Can you segment and blend the words and look out for this week's phonemes?				
A worm's work is never done!	The playful octopus dances in the pudding.	Would you dare to scare a worm?	The astronaut met the dinosaur on the jungle	A sentence we have written:  I was first, so I won the prize.

Tricky words we have read:				
oh	their	once	our	laugh

Words we have spelt:				
word world once	awful playful our	share square laugh	floor door their	poor dare

Little Wandle- Letters and Sounds Year 1 Phonics Home Learning	
Phase 5– Spring 2 Week 2	

Please support your child to practise and reinforce the phonemes and graphemes we are learning in school. More information and support can be found on our school website or the Little Wandle website.


New phonemes	Recapping previously learned phonemes			
/ch/ tch <u>match</u>	ch	ar	ee	se
/ch/ ture ad- <u>venture</u>	oul	y	tch	ea
/ar/ al <u>half</u>	ay	a_e	are	u
/ar/ a <u>father</u>	o	ture	er	al

Words we have read:			
tch	ture	al	a
catch fetch kitchen itchy match patch	picture future adventure nature creature fea- ture	calm palm half calf almond	father branching nasty mask craft ask

Sentences we have read:				
Can you spot any tricky words? Can you segment and blend the words and look out for this week's phonemes?				
Can you fetch the cheese from the kitchen please?	It would be an adventure to see an octopus in nature.	I saw a calf being born in the farmyard.	I am making a mask in the craft lesson.	A sentence we have written:  I was first, so I won the prize.

Tricky words we have read:				
once	our	laugh	because	eye

Words we have spelt:				
catchy itchy because	picture nature eye	calf half once	father nasty our	beach fetch

Little Wandle- Letters and Sounds Year 1 Phonics Home Learning	
Phase 5– Spring 2 Week 3	

Please support your child to practise and reinforce the phonemes and graphemes we are learning in school. More information and support can be found on our school website or the Little Wandle website.


New phonemes	Recapping previously learned phonemes					
/or/ a water	or	au	oor	aur	ar	al
different	tch	ture	ay	u	a	a_e
/o/ a want	i_e	er	ai	o	al	air
Grow the code: /air/ bear there	are	or	wh	y	ere	

Words we have read:			
a	different e	/o/ a	Grow the code: /air/
ball wall water tall call small al- ways all	different crocodile celebrate difficult animal	want what salt squash swap wasp watch	pear bear wear tear swear there where

Sentences we have read:				
Can you spot any tricky words? Can you segment and blend the words and look out for this week's phonemes?				
The ball always goes over the wall.	A crocodile is a wild animal.	Watch out, there is a wasp near your juice.	The hairy bear eats pears in the kitchen	A sentence we have written:
				I can bounce a ball on the floor and catch it.

Tricky words we have read:	
who whole because eye people thought through	

Words we have spelt:				
always small who	difficult animal whole	swap watch people	bear tear thought	wear squash

Little Wandle- Letters and Sounds Year 1 Phonics Home Learning	
Phase 5- Spring 2 Week 4	

Please support your child to practise and reinforce the phonemes and graphemes we are learning in school. More information and support can be found on our school website or the Little Wandle website.

New phonemes		Recapping previously learned phonemes					
/ur/ ear <u>learn</u>		ur	ir	or	air	ear	are
/r/ wr <u>wrist</u>		ere	y	al	r	le	i_e
Grow the code: /s/ <u>whistle</u> <u>science</u>		s	sc	ce	ee	a	g
actor <u>or</u>		ai	aur				


Words we have read:			
/ur/ ear	wr	/s/ st ce	/or/
learn early earth search heard rehearsal	write wrong wrapping wriggle wrist wrinkle	listen whistle castle science muscle scent Christmas	collar sailor actor cater/pillar fla- vour colour

Sentences we have read:				
Can you spot any tricky words? Can you segment and blend the words and look out for this week's phonemes?				
I heard the children whispering about wasps.	The wrapping paper on the box makes it look cool.	Listen to the wind whistle through the castle.	The gigantic caterpillar was a blue colour.	A sentence we have written:
				I like to talk to my friend.

Tricky words we have read:	
many any friend through two your	

Words we have spelt:			
Learn early any	Write wrong many	scent listen two	colour actor friend



Little Wandle- Letters and Sounds Year 1 Phonics Home Learning	
Phase 5- Spring 2 Week 5	

New phonemes	Recapping previously learned phonemes	
Grow the code: /c/ /sh/ <u>ch</u> ef <u>sch</u> ool	c	sh
Grow the code: /s/ ss c se ce /z/ zz s se ze <u>free</u> ze	ce	se
a /o/ <u>w</u> asp /ar/ f <u>a</u> ther /or/ <u>w</u> ater /ai/ b <u>a</u> king	ze	ss

Words we have read:				
Grow the code: /c/	Grow the code: /s/	a	Longer words	Longer words
school chemist echo stomach chef parachute	freeze breeze sneeze squeeze snooze bronze	small water always amazing paper later	celebrate astronaut playful pudding octopus' picture adventure creature feature	amazing successful musical triumphant sweeping shrieking snowy whispering gigantic

Sentences we have read:				
Can you spot any tricky words? Can you segment and blend the words and look out for this week's phonemes?				
The children shriek as they chase each other through the school.	The loud sneeze woke me up from my snooze!	I use salt and water when I am baking pizza.	I had a colourful caterpillar that turned into a butterfly.	A sentence we have written:
				I can stare at a bear and squeeze cheese.

Tricky words we have read:				
laugh	because	eye	our	once thought

Words we have spelt:				
school echo laugh	freeze squeeze eye	ball salt eye	again difficult because	gigantic different