

# 'Why does change happen?'

## Year 1 and 2 Newsletter Term 1 2025-2026




Dear Chestnut Families,

Welcome back. We hope everybody had a fun and relaxing summer. We are really looking forward to starting our new topic. This term we will be exploring,

### **'Why does change happen?'**

This topic will support the children in understanding change and the impact this has in their lives.

Some of the key texts we will be using for our learning are:



The learning map attached to this newsletter outlines the areas we will be looking at and some of the work we will be doing in teacher focussed activities and group work. We are also placing an emphasis on continuing to learn number facts through maths sessions and at home.

### **Useful Websites to support learning.**

- <https://www.dkfindout.com/uk/human-body/>
- <https://kidshealth.org/en/kids/htbw/>
- <http://www.sciencekids.co.nz/humanbody.html>

### **Key Questions**

- 1) Can you discuss numbers, e.g. what number is one more than 9?
- 2) Can you name some of the parts of your body, e.g. head?
- 3) Can you find out about my significant event in the past?
- 4) Can you discuss why having a balanced diet is important?
- 5) Can you sing a song you have learnt about in Music?

## ‘Why does change happen?’ Learning Map Term 1 2025/20026

Literacy	Key writing skills 	Repetition and alliteration 	Story writing 	
Maths	Number and place value 		Addition and subtraction 	
Science	Scientific enquiry 	Healthy eating 	Hygiene 	Exercise 
History	My personal history 	Events in my local area 	Events in my lifetime 	
Music	Songs about me 			
ICT	E-Safety 			
PSHE		Being me in the world 		
Art	Mark making 	Tones 	Illustrations 	
RE	What does it mean to belong to a faith community? 	Faith community 		

## Home learning:

<b>Reading</b>	<p>Please read with your child <b>at least three times a week</b>, even if it is just for 5 minutes. When reading with your child, please acknowledge the fact that the book has been read by <b><u>recording this on Boom Reader</u></b>.</p> <p>If your child is developing their reading, please include any books that you read together too! 'Reading' is not just them reading to you, but sharing and discussing stories. Children are encouraged to take books from our book corner home to facilitate this.</p> <p>During reading sessions, please discuss the story with your child and ask them questions about what they are reading. These questions will help to develop their understanding of what they are reading as comprehension and discussion are key reading skills in Year 1 and 2. Chestnuts are encouraged to change their books regularly, please can you help remind your child when their books need changing as they go into school.</p> <p>Year 2 will be given a Lexia Login to support their reading. This can also be accessed at home</p> <p><b>There will be a short workshop after school (date TBC) in the coming weeks, to give an overview of how reading will work in Chestnuts class.</b></p>
<b>Phonics</b> Year 1	Attached to the newsletter you will find our Weekly Phonics overview- please read through these words with your child at home to supplement the Phonics teaching we will be completing in class.
<b>Spelling</b> Year 2	<p>We will not be setting weekly Spellings for testing.</p> <p>Spellings to practice will be sent home when required or a new word or spelling pattern has been learned.</p>
<b>Maths</b>	For Maths homework please practise the key 'fluency facts' attached to this letter. The faster they can recall these, the easier maths sessions will be.

## Helping to enrich our topics

It is always great to have items that support our topic, so if anyone has any items that may help us with any of the work above that we could borrow, we would love to see them. We will have a **topic-based** 'show and tell' weekly on a Friday, see below the slot for your child. Please make sure all items are linked to the topic or are an achievement from out of school (e.g. medal for a competition, attendance at swimming gala etc.)

## Other Useful Information

PE days are Monday and Friday

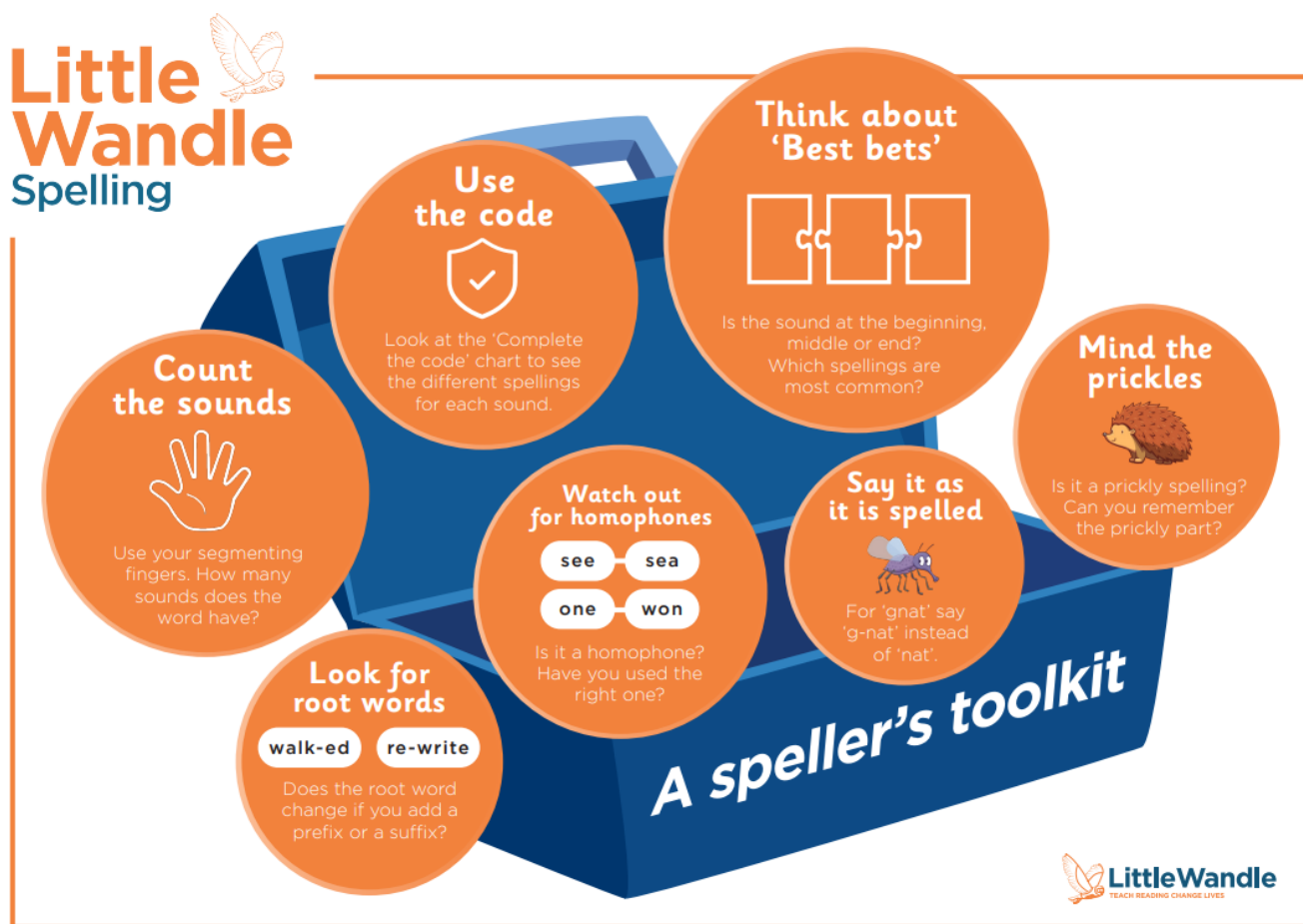
Please ensure children have a water bottle in school daily and suncream applied on warmer days- we still try to spend as much time outside as possible in the autumn term!


We have some new class mascots. They are **Woody the Woodpecker** and **Bluebell the Badger**. The children will be able to take these 'animals' home at the end of the day for a reward for their hard work, kindness and/or perseverance. You are welcome to share any photos of the puppets in your care via the school office, but there really is no pressure to do this. Or if children would like to talk about their experiences with Woody and Bluebell then this is welcomed too.

Thank you for your continued support and we look forward to a fantastic year together!















The Chestnuts Team

Mrs Adams,  
Mrs Hale (Monday-Wednesday)  
Mrs Taiclet (Thursday-Friday)



Little Wandle Phonics Home Learning	
Phase 3 review– Autumn 1 Week 1	

Please support your child to practise and reinforce the phonemes and graphemes we are learning in school. More information and support can be found on our school website or the Little Wandle website.


Recapping all of Phase 3 phonemes							
	ai		ee		ur		ow
	igh		oa		oi		ear
	oo		oo		air		er
	ar		or				

Words we have read:			
ai ee igh	oa oo ar	or ur oo	ow oi ear
tail main feel deep right fight	road soap food boot hard bar	born sort surf curl foot took	down town join coil hear near















Sentences we have read:				
Can you spot any tricky words? Can you segment and blend the words and look out for this week's phonemes?				
The toads feel so cool.	The boat on my right food is too hard.	I can see foxes in the car lights.	We can go down to the town on the bus.	A sentence we have written:
				It is good to look at a book.

Tricky words we have read:							
no	go	so	my	by	to	into	out she

Words we have spelt:				
feel right go	food hard my	sort took into	down hear out	light zoom

Little Wandle- Letters and Sounds Year 1 Phonics Home Learning	
Phase 3 review- Autumn 1 Week 2	

Please support your child to practise and reinforce the phonemes and graphemes we are learning in school. More information and support can be found on our school website or the Little Wandle website.

Recapping all of Phase 3 phonemes							
	ai		ee		ur		ow
	igh		oa		oi		ear
	oo		oo		air		er
	ar		or				


Words we have read:			
air er	Words with two or more digraphs		
hair fairs bigger	cheep shower arch	sheet queen teeth	rubbish singer
visit toads letter	march chain thorn	sharp short sheep	chair tooth torch
			shark

Sentences we have read:				
Can you spot any tricky words? Can you segment and blend the words and look out for this week's phonemes?				
My fishes are bigger than the cat.	I can feel the cobweb with my finger.	The sheep has sharp teeth.	My garden feels cool in the morning.	A sentence we have written:
				I have a bucket of popcorn.















Tricky words we have read:								
what	when	he	she	we	be	me	have	love

Words we have spelt:				
hair year	chain march	queen sharp	chair shark	better bucket
what	she	me	love	



Little Wandle- Letters and Sounds Year 1 Phonics Home Learning	
Phase 4 review- Autumn 1 Week 3	

Please support your child to practise and reinforce the phonemes and graphemes we are learning in school. More information and support can be found on our school website or the Little Wandle website.


Recapping all of Phase 3 phonemes							
 tail in the rain	ai	 sheep in a jeep	ee	 curl the fur	ur	 wow owl	ow
 a light in the night	igh	 soap that goat	oa	 boing boing	oi	 get near to hear	ear
 zoom to the moon	oo	 hook a book	oo	 chair in the air	air	 a bigger digger	er
 march in the dark	ar	 born with a horn	or				

Words we have read:			
snack shelf shrink squelch stand slept	springs shrill splat plum scrap scrubs	green spoil tree groan floating steep	starlight treetop freshness driftwood windmill starfish















Sentences we have read:				
Can you spot any tricky words? Can you segment and blend the words and look out for this week's phonemes?				
The frog slept in the drum.	Splat, the chimp chuck a plum.	The bright light was floating in the air.	Are you sure the train went to the wind- mill?	A sentence we have written:
				Milk is a good drink.

Tricky words we have read:							
was	they	some	come	were	there	sure	pure

Words we have spelt:				
frog drum they	splat thinks some	green brown were	train paint sure	milk thump

Little Wandle- Letters and Sounds Year 1 Phonics Home Learning	
Phase 5- Autumn 1 Week 4 Focus- reading longer words	

Please support your child to practise and reinforce the phonemes and graphemes we are learning in school. More information and support can be found on our school website or the Little Wandle website.

Recap all previously learned GPCs									
<div>/ai/ ay play</div>	 tail in the rain	ai	 sheep in a jeep	ee	 curl the fur	ur	 wore owl	ow	
	 a light in the night	igh	 soap that goat	oa	 bong bong	oi	 get near to hear	ear	
	 zoom to the moon	oo	 look a book	oo	 chair in the air	air	 a bigger digger	er	
	 march in the dark	ar	 born with a horn	or					
<div>ea each</div>									


Words we have read:			
ay	ou	oi	ea
day say play spray may crayon	cloud sound about proud found	boy joy toy enjoy an- noy destroy	sea read heap treat least each

Sentences we have read:				
Can you spot any tricky words? Can you segment and blend the words and look out for this week's phonemes?				
May I play with the crayon?	The thunder booms in the clouds.	The boy smears crayons on the carpet.	I like to treat myself and read cartoons.	A sentence we have written:
				I like to play in the sea.















Tricky words we have read:	
said says you do like little push put pull full	

Words we have spelt:				
day play said	cloud sound you	boy joy like	read treat push	found



Little Wandle- Letters and Sounds Year 1 Phonics Home Learning	
Phase 5- Autumn 1 Week 6	

Please support your child to practise and reinforce the phonemes and graphemes we are learning in school. More information and support can be found on our school website or the Little Wandle website.

New phonemes	Recapping all of Phase 3 phonemes							
/ai/ ay <b>play</b>	 tail in the rain	ai	 sheep in a jeep	ee	 curl the fur	ur	 wore owl	ow
/ow/ ou <b>cloud</b>	 a light in the night	igh	 soap that goes	oa	 boing boing	oi	 get near to hear	ear
/oi/ oy <b>toy</b>	 zoom to the moon	oo	 hook a book	oo	 chair in the air	air	 a bigger digger	er
/ee/ ea <b>each</b>	 march in the dark	ar	 born with a horn	or				

Words we have read:			
rooftop farmyard popcorn earring bedroom airport	lightning powder looking farmer thicker	crayon cloud toy sea heap spray	tray play stay train stain plain

Sentences we have read:				
Can you spot any tricky words? Can you segment and blend the words and look out for this week's phonemes?				
I can see the farmyard from my bedroom.	The kitten is playing with the rabbit.	I enjoy eating a heap of peas.	The forest has a track that leads to a train.	A sentence we have written: Pop the pup- pet in my pocket.

Tricky words we have read:	
all are I of on here today	

Words we have spelt:			
magnet popcorn all	cartoon rabbit of	spray toy one	proud say here

Adding 1

Bonds to 10

Adding 10

Bridging/  
compensating

Y1 facts  
Y2 facts

Adding 2

Adding 0

Doubles

Near doubles

+	0	1	2	3	4	5	6	7	8	9	10
0	0 + 0	0 + 1	0 + 2	0 + 3	0 + 4	0 + 5	0 + 6	0 + 7	0 + 8	0 + 9	0 + 10
1	1 + 0	1 + 1	1 + 2	1 + 3	1 + 4	1 + 5	1 + 6	1 + 7	1 + 8	1 + 9	1 + 10
2	2 + 0	2 + 1	2 + 2	2 + 3	2 + 4	2 + 5	2 + 6	2 + 7	2 + 8	2 + 9	2 + 10
3	3 + 0	3 + 1	3 + 2	3 + 3	3 + 4	3 + 5	3 + 6	3 + 7	3 + 8	3 + 9	3 + 10
4	4 + 0	4 + 1	4 + 2	4 + 3	4 + 4	4 + 5	4 + 6	4 + 7	4 + 8	4 + 9	4 + 10
5	5 + 0	5 + 1	5 + 2	5 + 3	5 + 4	5 + 5	5 + 6	5 + 7	5 + 8	5 + 9	5 + 10
6	6 + 0	6 + 1	6 + 2	6 + 3	6 + 4	6 + 5	6 + 6	6 + 7	6 + 8	6 + 9	6 + 10
7	7 + 0	7 + 1	7 + 2	7 + 3	7 + 4	7 + 5	7 + 6	7 + 7	7 + 8	7 + 9	7 + 10
8	8 + 0	8 + 1	8 + 2	8 + 3	8 + 4	8 + 5	8 + 6	8 + 7	8 + 8	8 + 9	8 + 10
9	9 + 0	9 + 1	9 + 2	9 + 3	9 + 4	9 + 5	9 + 6	9 + 7	9 + 8	9 + 9	9 + 10
10	10 + 0	10 + 1	10 + 2	10 + 3	10 + 4	10 + 5	10 + 6	10 + 7	10 + 8	10 + 9	10 + 10

Please  
practise  
recalling  
these facts  
instantly.

# Year 1 and 2 Common Exception Words

## Year 1

the	they	one
a	be	once
do	he	ask
to	me	friend
today	she	school
of	we	put
said	no	push
says	go	pull
are	so	full
were	by	house
was	my	our
is	here	
his	there	
has	where	
I	love	
you	come	
your	some	

## Year 2

door	gold	plant	clothes
floor	hold	path	busy
poor	told	bath	people
because	every	hour	water
find	great	move	again
kind	break	prove	half
mind	steak	improve	money
behind	pretty	sure	Mr
child	beautiful	sugar	Mrs
children	after	eye	parents
wild	fast	could	Christmas
climb	last	should	everybody
most	past	would	even
only	father	who	
both	class	whole	
old	grass	any	
cold	pass	many	

Please practise reading and spelling these words.