


# **‘Our Environment; What is special about where we live?’**



## **Chestnuts Term 2 2025-2026**

Dear Families,

Term 2 is an exciting term; we have lots of wonderful learning connected to our terms big question; ‘What is special about where I live?’ We hope the children will enjoy learning about seasons, plants, their local environment and how it has changed; they will be creating collage with different materials in art, plus much more!

### **Helping to enrich our topics**

It is always great to have items that support our topic, so if anyone has any items that may help us with any of the work above that we could borrow, we would love to see them. We will have a topic-based ‘show and tell’ weekly on a Friday. Please ensure show and tell is TOPIC BASED.

### **Help needed for our topic:**




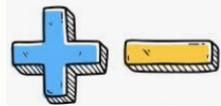
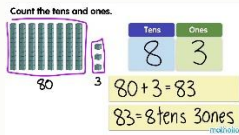















In Science, we will be learning about bulbs and observing over the year when these flower. We will also be learning about seasonal produce in the local area. If anyone has any seeds or bulbs they could donate or knows of any local gardeners/farmers who could enhance our topic by coming in and talking to the children about seasonal produce, please let us know.

### **Useful information and reminders:**

- Please can you make sure your child brings in a **water bottle** and their **book bag** each day. We use their books daily so these need to be placed in a box as they come into the classroom.
- The children will need a **named coat, hat and gloves** in school as the weather starts to get colder and wetter.
- Our PE days are **Mondays and Fridays** so please send your child into school in their PE on these days.

***Can we also remind you that we don’t allow children to bring toys into school to play with. Last term we have had a few children upset when they have been lost. If a child is struggling with transition then they can bring in a SMALL cuddly toy (no bigger than 15cm) to stay in their bag and cuddle if needed.***

## What is special about where we live?

Literacy	<div>Settings</div> <div></div>	<div>Story writing</div> <div></div>	<div>Christmas postcards</div> <div></div>
Maths	<div>Addition and subtraction</div> <div></div>	<div>Place Value to 100</div> <div></div>	<div>Shape</div> <div></div>
Science	<div>Plants</div> <div></div>	<div>Scientific enquiry</div> <div></div>	<div>Observing</div> <div></div> <div>Recording</div> <div></div>
Geography	<div>Maps</div> <div></div> <div>What is special about where I live? How has it changed?</div>	<div>Seasons</div> <div></div>	<div>School, home and local area</div> <div></div>
Music	<div>Local music and nativity songs</div> <div></div>		
ICT	<div>Programming</div> <div></div>	<div>Kapow Primary</div>	<div>Algorithms</div> <div></div>
PSHE	<div>Me and my relationships</div> <div></div>		
Art	<div>Local artists</div> <div></div>		
RE	<div>Jesus linked to Christians</div> <div></div>	<div>Christmas story</div> <div></div>	

## Home Learning

<b>Reading</b>	<p>Please read with your child <b><u>at least three times a week</u></b>, even if it is just for 5 minutes. When reading with your child, please acknowledge the fact that the book has been read by <b><u>recording this on Boom Reader. If you need a reminder of your Boom Reader Log in then ask Mrs Adams.</u></b></p> <p>During reading sessions, please discuss the story with your child and ask them questions about what they are reading. These questions will help to develop their understanding of what they are reading as comprehension and discussion are key reading skills in Year 1 and 2. Chestnuts are encouraged to change their books regularly, please can you help remind your child when their books need changing.</p>
	<p>Children also have a reading book linked to the reading and phonics scheme sent home weekly on a Friday. Please ensure the folders with these books are back in on Wednesday for us to organise the next round of books for the weekend. Please read this book at least two times to build up stamina and prosody (expression). There are questions at the back you can ask the children to support comprehension too.</p> <p>Purple plus readers who no longer are on the phonics scheme for reading will get comprehension homework weekly.</p>
<b>Phonics</b> Year 1	<p>Attached to the newsletter you will find our Weekly Phonics overview- please read through these words with your child at home to supplement the Phonics teaching we will be completing in class.</p> <p>Children have been sent a list of key words to practise. These words will help them build their stamina for reading, if they can recall them instantly.</p>
<b>Spelling</b> Year 2	<p>We will not be setting weekly Spellings.</p> <p>Please practice the spelling the words from the attached 'common exception words' document.</p>
<b>Maths</b>	<p>Continue instant recall of number facts from the attached sheet. Once they have mastered these then extend by applying this knowledge. i.e. <math>3+4=7</math> so <math>7-3=4</math>, <math>30+40=70</math></p>

We hope you all have lovely term supporting the children in their learning. Please do not hesitate to come and speak to us if you have any questions.

Thank you for your support.

The Year 1/2 Team

Adding 1

Bonds to 10

Adding 10

Bridging/  
compensating

Y1 facts  
Y2  
facts

Adding 2

Adding 0

Doubles

Near doubles

+	0	1	2	3	4	5	6	7	8	9	10
0	0 + 0	0 + 1	0 + 2	0 + 3	0 + 4	0 + 5	0 + 6	0 + 7	0 + 8	0 + 9	0 + 10
1	1 + 0	1 + 1	1 + 2	1 + 3	1 + 4	1 + 5	1 + 6	1 + 7	1 + 8	1 + 9	1 + 10
2	2 + 0	2 + 1	2 + 2	2 + 3	2 + 4	2 + 5	2 + 6	2 + 7	2 + 8	2 + 9	2 + 10
3	3 + 0	3 + 1	3 + 2	3 + 3	3 + 4	3 + 5	3 + 6	3 + 7	3 + 8	3 + 9	3 + 10
4	4 + 0	4 + 1	4 + 2	4 + 3	4 + 4	4 + 5	4 + 6	4 + 7	4 + 8	4 + 9	4 + 10
5	5 + 0	5 + 1	5 + 2	5 + 3	5 + 4	5 + 5	5 + 6	5 + 7	5 + 8	5 + 9	5 + 10
6	6 + 0	6 + 1	6 + 2	6 + 3	6 + 4	6 + 5	6 + 6	6 + 7	6 + 8	6 + 9	6 + 10
7	7 + 0	7 + 1	7 + 2	7 + 3	7 + 4	7 + 5	7 + 6	7 + 7	7 + 8	7 + 9	7 + 10
8	8 + 0	8 + 1	8 + 2	8 + 3	8 + 4	8 + 5	8 + 6	8 + 7	8 + 8	8 + 9	8 + 10
9	9 + 0	9 + 1	9 + 2	9 + 3	9 + 4	9 + 5	9 + 6	9 + 7	9 + 8	9 + 9	9 + 10
10	10 + 0	10 + 1	10 + 2	10 + 3	10 + 4	10 + 5	10 + 6	10 + 7	10 + 8	10 + 9	10 + 10

Please  
practise  
recalling  
these facts  
instantly.

# Year 1 and 2 Common Exception Words


## Year 1

the	they	one
a	be	once
do	he	ask
to	me	friend
today	she	school
of	we	put
said	no	push
says	go	pull
are	so	full
were	by	house
was	my	our
is	here	
his	there	
has	where	
I	love	
you	come	
your	some	

## Year 2

door	gold	plant	clothes
floor	hold	path	busy
poor	told	bath	people
because	every	hour	water
find	great	move	again
kind	break	prove	half
mind	steak	improve	money
behind	pretty	sure	Mr
child	beautiful	sugar	Mrs
children	after	eye	parents
wild	fast	could	Christmas
climb	last	should	everybody
most	past	would	even
only	father	who	
both	class	whole	
old	grass	any	
cold	pass	many	

Please practise reading and spelling these words.

Little Wandle- Letters and Sounds	
Year 1 Phonics Home Learning	
Phase 5- Autumn 2 Week 1	


New phonemes	Recapping previously learned phonemes			
/ur/ ir <u>bird</u>	er	ur	ay	ow
/igh/ ie <u>pie</u>	ou	oi	oy	ee
/oo/ ue <u>blue</u> rescue <u>e</u>	ea	ur	ir	igh
/yoo/ u <u>unicorn</u>	ie	oo	u	

Words we have read:			
ir	ie	ue	u
bird skirt girl first shirt third	lie tie pie cried tried fried	blue clue true glue rescue argue	unicorn music unit human tuna stupid

Sentences we have read:				
Can you spot any tricky words? Can you segment and blend the words and look out for this week's phonemes?				
The girl has some birds on her skirt.	I looked at the pie and tried not to eat it.	The clue led us to the blue bench.	We spied unicorn tracks on the mud.	A sentence we have written: It is fun to play on the swings.

Tricky words we have read:
here today one <b>their</b> <b>people</b> oh your

Words we have spelt:				
bird girl their	pie tried people	blue true oh	human unit your	third cried

Little Wandle- Letters and Sounds Year 1 Phonics Home Learning	
Phase 5- Autumn 2	

Please support your child to practise and reinforce the phonemes and graphemes we are learning in school. More information and support can be found on our school website or the Little Wandle website.


New phonemes	Recapping previously learned phonemes			
/oa/ o <u>g</u> o	oa	oy	ea	ir
/igh/ i <u>t</u> iger	ie	oo	oo	u
/ai/ a <u>p</u> aper	oa	o	igh	i
/ee/ e <u>h</u> e	ai	ay	a	

Words we have read:			
o	i	a	e
open most post	tiger child spider find wild kind	paper later chas- ing basic baking acorn	fever se/cret being

Sentences we have read:				
Can you spot any tricky words? Can you segment and blend the words and look out for this week's phonemes?				
I can open the most post, boasted the	I found a spider in my room.	The wild tiger was chasing an acorn.	She likes to read in the secret.	A sentence we have written: I am proud of my blue painting

Tricky words we have read:	
Your people their oh Mr Mrs Ms ask	

Words we have spelt:				
both go Mr	child kind Mrs	basic acorn Ms	fever me ask	post paper

Little Wandle- Letters and Sounds Year 1 Phonics Home Learning	
Phase 5- Autumn 2 Week 3	

Please support your child to practise and reinforce the phonemes and graphemes we are learning in school. More information and support can be found on our school website or the Little Wandle website.

New phonemes	Recapping previously learned phonemes				
/ai/ a_e shake	ay	ai	a	o	oo
/igh/ i_e time	or	th	igh	ie	i
/oa/ o_e home	a_e	oa	i_e	u	ue
/oo/ /yoo/ u_e rude u_e cute	o_e	u_e			


Words we have read:			
a_e	i_e	o_e	u_e
made same game snake amaze take	time like ripe in- side prize slide	home woke ex/ plode note stone those	cute cube tube rude use rule

Sentences we have read:				
Can you spot any tricky words? Can you segment and blend the words and look out for this week's phonemes?				
It is fun to play the game snakes and	I would like a ride in a hot air balloon.	The note was hidden under the stone.	I made a cube using a tube and a ruler.	A sentence we have written:  I enjoy chasing balloons.

Tricky words we have read:
Mr Mrs Ms ask could would should our

Words we have spelt:				
take same cloud	time like would	home woke should	rude cute our	made slide



Little Wandle- Letters and Sounds	
Year 1 Phonics Home Learning	
Phase 5- Autumn 2 Week 4	

Please support your child to practise and reinforce the phonemes and graphemes we are learning in school. More information and support can be found on our school website or the Little Wandle website.


New phonemes	Recapping previously learned phonemes				
/ee/ e_e these	ee	ea	e	u_e	u
/oo/ /yoo/ ew chew	ue	ay	a	a_e	ie
/ee/ ie shield	i	i_e	e	e_e	or
/or/ aw claw	ir	ur	aw	th	

Words we have read:			
e_e	ew	ie	aw
these even ath/lete com/plete	new stew few grew blew chew	shield field shriek brownie bodies belief	draw claw straw paw crawl squawk

Sentences we have read:				
Can you spot any tricky words? Can you segment and blend the words and look out for this week's phonemes?				
These athletes will win the games.	The mouse could chew the stew with its big teeth.	I like to munch and chew brown- ies.	The parrot squawks and uses it claws to draw.	A sentence we have written: A child found a bird hidden in a tree.

Tricky words we have read:
could would should our house mouse water want

Words we have spelt:				
these even house	new chew mouse	shriek field water	claw draw want	straw grew

Little Wandle- Letters and Sounds Year 1 Phonics Home Learning	
Phase 5– Autumn 2 Week 5 Grow the Code	

Please support your child to practise and reinforce the phonemes and graphemes we are learning in school. More information and support can be found on our school website or the Little Wandle website.

Grow the Code	Recapping previously learned phonemes				
/igh/ ie i i_e	ie	i	i_e	igh	ee
/ai/ ay a a_e	ea	e	ow	oa	er
/oa/ oa o o_e	ay	a	a_e	o	o_e
/oo/ /yoo/ ew u_e u ue	e_e	ew	u_e		

Words we have read:			
igh ie i i_e	ai ay a a_e	oa o o_e	ew u_e u ue
Fried child time tie spider ripe frighten lighting wild	shaking acorn spray tray take amaze train stain play	groan floating home woke open most explode toads	skirt unicorn child snake shield straw

Sentences we have read:				
Can you spot any tricky words? Can you segment and blend the words and look out for this week's phonemes?				
The child saw the spider and cried.	I am making a cake.	Most blossoms drop from the trees in spring.	It is fun to eat a sweet treat.	A sentence we have written:
				The child is jumping for a prize.

Tricky words we have read:
could would should our house mouse water want they pure sure some come love your people their oh Mr Mrs ms ask were there little here today our their when what here

Words we have spelt:				
time fried sure	spray game some	open float little	being eating what	prize straw