


# **‘What makes animals unique?’**

## **Chestnuts Year 1 and 2**

### **Term 3**














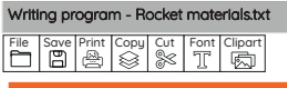






Dear Families,

Our new topic is called ‘Animals Around the World’. We will be learning about different animals and where they live. We will also be identifying characteristics of animals and ways of grouping them. Throughout the term we will be using these focus books to further develop the children’s understanding of animals and within their writing units:



#### **Useful information and reminders:**

- Please can you make sure your child brings in a **water bottle** daily.
- Our PE days are **Mondays and Fridays**.
- A reminder that the children can bring in **topic related** show and tells (animals). This is on a Friday afternoon.
- **Please do not let the children bring in toys from home.** These have caused upset previously when broken/lost and are distracting for the other children. If the child really needs a transitional toy to help them into school, these need to be smaller than 15cm and kept in their bag at all times.

Literacy	Poetry	Instructions		Non-fiction writing
	<p>Snake</p> <p>Snake.</p> <p>Sneaky snake.</p> <p>Sneaky snake slithering.</p> <p>Sneaky snake slithering slyly.</p> <p>Sneaky snake slithering slyly, stopping.</p> <p>Sneaky snake slithering slyly, stopping to stun.</p> <p>Sneaky snake slithering slyly, seething.</p> <p>Sneaky snake slithering slowly.</p> <p>Sneaky snake sneaking.</p> <p>Sneaky snake.</p> <p>Ssssssssnake.</p>			
Maths	Addition and subtraction		Multiplication and division	
				
Science	Animals	Scientific enquiry	Observing	Recording
How do I group animals?				
Geography	Maps	Why are animals different around the world?		Animals
				
Music			Music inspired by animals and exploring percussion	
ICT	Skills Showcase			Rocket to the moon
				
PSHE		Keeping safe		
DT		Clay models of animals		
RE		Who is a Muslim and how do they live?		

## Home Learning

<b>Reading</b>	<p>Please read with your child <b>at least three times a week</b>, even if it is just for 5 minutes. When reading with your child, please acknowledge the fact that the book has been read by <b><u>recording this on Boom Reader.</u></b></p> <p>During reading sessions, please discuss the story with your child and ask them questions about what they are reading. These questions will help to develop their understanding of what they are reading as comprehension and discussion are key reading skills in Year 1 and 2. Chestnuts class will have access to the library every day and can choose a book to come home with. This could be a book to read by themselves to go alongside their phonics reading book or by an adult. Using our library promotes a love of reading and choosing books that interest them.</p> <p>The reading and phonics books (in their special folder) need to be brought in on a Wednesday and will go home on a Friday. Year 2 now no longer need phonics books and are reading at Purple plus. They are now having guided reading sessions as a whole group during the week to check comprehension and inference.</p>
<b>Phonics</b> Year 1	<p>A weekly reading phonics sheet will come home on a Friday which shares with you the phonics and words they have covered during the week. We encourage the children to read this as well as their reading books to review the sounds and words they have read that week. These reads can also be logged on Boom reader.</p>

We hope you all have lovely term supporting the children in their learning. Please do not hesitate to come and speak to us if you have any questions.

Thank you for your support.

The Chestnuts Team