

Why Should we Look After the Oceans?

Year 1 and 2 Newsletter - Term 4

Dear Chestnuts,

This term we will be learning about oceans and how to look after them. In science we will be finding out about different types of materials and their uses and in history we will learn about the Titanic.

Some of the texts we will be using for our learning are:



If you would like a learning activity to complete at home with your child, you could choose from one of these example activities:

- Make a sculpture from recycled materials.
- Visit the beach and create some art work.
- Research oceans around the world and create a fact file.
- Research people that advocate for our oceans (for example, Greta Thunberg)
- Create a story around the animals in the ocean or a lighthouse keeper.




















The learning map attached to this newsletter outlines the areas we will be learning about and some of the work we will be doing in teacher-focussed and group activities

Helping to enrich our topics

It is always great to have items that support our topic, so if anyone has any items that may help us with any of the work, we would love to see them. We will have a topic-based sharing session weekly - Monday for Year 1 and Friday for Year 2.

'What makes animals unique?' Learning Map Term 4 2026

What are we learning this term?

Literacy	 Writing to inform	 Diary writing	
Maths	Multiplication and division 		Statistics 
Science	Investigations 	Materials 	Questioning 
History	What did we learn from the sinking of the Titanic? 		
Music		Composing our own music about the Oceans	
ICT		Computing systems and networks – What is a computer	
PSHE		Rights and respect	
DT		Sewing sea badge 	
RE		Why does Easter matter to Christians?	

Home Learning

Reading	<p>Please read with your child at least three times a week, even if it is just for 5 minutes. When reading with your child, please acknowledge the fact that the book has been read by <u>recording this on Boom Reader.</u></p> <p>During reading sessions, please discuss the story with your child and ask them questions about what they are reading. These questions will help to develop their understanding of what they are reading as comprehension and discussion are key reading skills in Year 1 and 2. Chestnuts' class will have access to the library every day and can choose a book to come home with. This could be a book to read by themselves to go alongside their phonics reading book or by an adult. Using our library promotes a love of reading and choosing books that interest them.</p> <p>The reading and phonics books will be changed on a Friday</p>
Phonics Year 1	<p>A weekly reading phonics sheet will come home on a Friday which shares with you the phonics and words they have covered during the week. We encourage the children to read this as well as their reading books to review the sounds and words they have read that week. These reads can also be logged on Boom reader.</p>
Maths	<p>For optional Maths activities, we are encouraging the children to learn to count in 2's, 3's, 5's and 10's and then begin to learn their 2, 3, 5 and 10 times tables.</p>

Useful information and reminders:

- Please can you make sure your child brings in a **water bottle** and their **reading book** each day. We use their books daily.
- Our PE days are **Monday and Friday**
- Please could you check that **all clothing is named** and it would be great if the children could have a spare pair of socks in their PE bags.

Thank you for your continued support,

The Chestnuts Team