

Meerkat Mail

Year 1 and 2 Newsletter - Term 4

Dear Parents,



We hope you all had a great half term break! This term we are beginning an exciting new topic- **Meerkat Mail**. We will be using this story as a hook for our learning this term. We will explore a range of different text types to inspire our literacy lessons and will enjoy finding out about animals from around the world.

The learning map attached to this newsletter outlines the areas we will be looking at and some of the work we will be doing in teacher focussed activities and group work. We are also placing an emphasis on joining our handwriting and spelling the Common Exception Words.

Year 1's will be practising using their phonics to read a range of real and nonsense words in preparation for the Phonics Screening Check.

Problem solving across the curriculum will be a focus for Year 2 children, giving them opportunities to develop their independence with applying the skills that they have been taught.

Some of the texts we will be looking at are:



Home Learning

Mini Home Project - Local Geography Postcard

Thank you all for your effort with home learning tasks last term, including reading with your children. In our story, Sunny the meerkat goes on an adventure. As part of our display work and learning about the local area, we would like all children to bring in a photo of themselves in a local spot for us to discuss and put up in the classroom. This could be in a local park, shop, town or favourite local place. This should be brought or emailed into school by the end of the second week of term.

At some point across the term, please could your child then write a postcard to their friends from their local place, describing what they did when they were there. The template is attached to this letter. They could bring this in when complete by **the end of term**.

Reading	<p>Please read with your child at least three times a week, even if it is just for 5 minutes. When reading with your child, please acknowledge the fact that the book has been read by <u>signing and dating in the reading record book</u>.</p> <p>During reading sessions, please discuss the story with your child and ask them questions about what they are reading. Attached to this letter are some examples that you could use. These questions will help to develop their understanding of what they are reading as comprehension and discussion are key reading skills in Year 1 and 2.</p> <p>Books are changed three times a week. Additionally, you are also welcome to come into school at the end of the day to change books with your child.</p>
Spellings and homework	<p>Thank you for your continued support with homework. This really is a great way for you to consolidate learning in class and a chance for you to share in your child's learning.</p> <p>Spellings will be given out weekly as part of the homework. These will then be tested on a Monday in school.</p>
Maths	<p>Please can children continue to learn their times tables at home.</p> <p>Year 1 children should be learning 10x, 2x and 5x tables</p> <p>When secure with the 2x, 5x and 10x tables, children should be moving onto 3x and 4x tables</p> <p>BBC Bitesize website has links to times tables songs that children can learn. https://www.bbc.com/bitesize/topics/zqbg87h</p> <p>Purple Mash Times Tables Games: https://www.purplemash.com/</p> <p>Search for 'speed tests' and then choose the one that you would like to practise.</p> <p>MyMaths can be used at home for the children to explore and practise skills from class work whenever they choose.</p>

Useful Websites

www.ictgames.co.uk and www.topmarks.co.uk for Literacy and Maths games.

www.phonicsplay.co.uk Phase 4 - 6 games, blending sounds and words.

If you wish to make games to have fun at home with learning, you can print from:

www.twinkl.co.uk great resources for supporting all areas of learning.

Questions to ask your child

- Where does Sunny go on his journey?
- What do you know about your local area?
- What do you know about animals that live in the desert?
- What do living things need in order to survive?



Quick Reminders

- Please can you make sure your child brings in a **water bottle** and their book bag each day.
- The children must always have a coat in school as the weather can be unpredictable.
- Our PE days are some Mondays and Friday but named PE kits should be in all week.

Mystery Readers

To encourage the children to read as much as possible, we will be holding 'Mystery Reader' sessions this term where parents, family members or visitors will be able to arrange to come into school at the end of a day to share their favourite story with the class. If you are interested in being a Mystery Reader, please come and see us to book a slot!

As previously, please do not hesitate to come and see us if you have any questions or concerns regarding your child.

Thank you for your support,

Mrs Norris and Mrs Neville




"Meerkat Mail"

Term 4 Learning Map Year 1 and 2

Literacy




Letters



Information writing




Poetry



Maths



2D and 3D shape comparison



Money



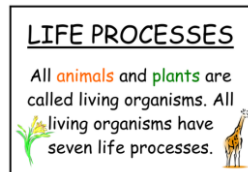
Place Value

TH	H	T	O
● ● ● ●	● ● ● ●	● ● ● ●	● ● ● ●

Science



Life Processes Scientific Enquiry



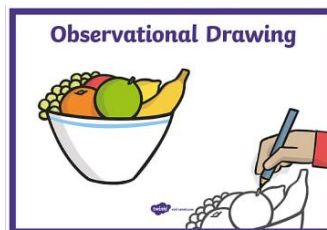
Growing and observing cress seeds



Art & DT



Observational



Food Technology



Animal Printing




Geography



Maps of the School



Human and Physical Features



Using a Key



Computing



Coding



Animal Power Points



RE




How do Christians Worship



PSHE



Relationships



Music



Charanga!

