

'Splash!'






Maple Class Term 6

Dear Parents and Carers,

We hope you've had an enjoyable half term and are ready for our final term in Reception, before moving to Year 1!

This term, we are going to enjoy a water-filled, fun learning journey. We will be enjoying finding out about how essential water is, where it comes from, what we need it for and how we can look after our water sources. Our journey will begin with some pirate fun including a pirate day!

Our key texts this term will be:



Areas of Learning

Literacy – We will be continuing to focus on using high frequency words in our writing as well as spelling words with more than one syllable. We will be writing our own stories based on the texts we are reading, as well as looking closely at the characters, settings and events of the stories we are sharing. Another skill we will develop is giving opinions and views about stories we have shared.

Maths – In Maths, we will be solving problems that apply all of the skills we have learnt so far. As well as this, we will be continuing to develop our knowledge of number, practising doubling and halving and recognising and ordering 2-digit numbers. We will be learning about money, comparing and estimating piles of pirate treasure! We will continue to think about multiples and using 2s, 5s and 10s.

In other areas of the EYFS, we will be making links with our water theme, such as learning about things that float and sink and why this happens. Our Personal, Social and Emotional Development will begin to focus on our transition to Year 1 and we will be taking part in lots of activities which make us more familiar with the children in Cherry Class already, as well as exploring our new surroundings and routines, ready for September. The key to a successful transition to Year 1 is when children feel that this will be a positive experience and we aim to fully support them in this process. If you have any questions about this, please do not hesitate to ask.

Home Learning

We would like to thank you all for your effort with last terms home learning tasks including reading with your children.

Reading - Letters and Sounds	Please read with your child regularly, even if it is a home or library book. At this stage it is really helpful to discuss the stories that you read and use story language such as character, setting, beginning, middle and end. Please encourage your child to predict the ending of the story and give their opinion of the texts that they read. Please record their ideas either in their reading record or their home learning books.
------------------------------------	--

Splashing Home Challenges!

If you want to further your learning at home, you might like to try one or more of these challenges:

- ✚ Paint a picture or make a collage of an under the sea image. What can you see under the sea?
- ✚ Design your own pirate ship or pirate flag.
- ✚ Write your own pirate or sea character themed stories.
- ✚ Create your own amazing lunch and design a menu for your family. Take photos of your meal to share with your friends.
- ✚ Use Lego or another construction kit to build an amazing ship or boat.
- ✚ With an adult's help, find some objects around your house and test to see whether they float or sink when you put them in water. See if you can predict first what you think will happen and then see if you were right!



Pirate Day!

We will be having a Pirate day this term where we dress up and take part in a wide variety of pirate themed activities. More details for this event will follow shortly.

A trip to The Briars

Our trip this term will be to the beautiful home 'The Briars.' The children will be able to spot lots of different insects, pond dip and enjoy an outdoor picnic. We will ask parents to drop their children off at 'The Briars' and we will then walk back to school. Dates to follow!

Websites and Links

- www.ictgames.co.uk and www.topmarks.co.uk for Literacy and Maths games.
- www.phonicsplay.co.uk Phase 3, 4 and 5 games, blending sounds and words.
- www.mymaths.co.uk – Maths Games
- If you wish to make learning games to have fun at home, you can print from www.twinkl.co.uk and browse the EYFS Reception section.

Quick Reminders

- Please can you make sure your child brings in a water bottle and their book bag each day. It is really helpful if the water bottle is full, with nice fresh water, when it arrives at school.
- Our PE day is Monday but PE kits should be in all week.
- Sunhats are essential in the warmer weather when we are outside for longer periods of time. We are not permitted to apply sun cream to any child, so children must have it applied before they come to school.

We hope you all have a lovely final term supporting the children in their Early Years learning.


















Please do not hesitate to come and speak to us if you have any questions.

Thank you for your support,

Mrs Boldero, Miss Munn, Mrs Higman and Miss Bews

Splash Learning Map

What are we learning this term?

<p style="text-align: center;">Literacy</p> 	<p style="text-align: center;">Writing stories</p>  <p>I am learning how to use full stops and capital letters I am learning how to use adjectives to describe a setting.</p>	<p style="text-align: center;">Stories as inspiration</p>  <p>I am developing my understanding and application of phonics. I am beginning to write sentences with my phonics</p>
<p style="text-align: center;">Maths</p> 	<p style="text-align: center;">Number</p>  <p>I am learning number facts within 10. I am able to recognize numbers beyond 10.</p>	<p style="text-align: center;">Shape, space and measure.</p>  <p>I can name shapes and consider their properties to make a beach picture. I am learning to measure length, height and capacity.</p>
<p style="text-align: center;">Physical Development</p> 	<p style="text-align: center;">Fine motor skills</p>  <p>I am forming letters and numbers with increasing skill I am using a range of tools safely and with control I am about to use a knife and fork to eat.</p>	<p style="text-align: center;">Gross motor</p>  <p>I am thinking about how to adapt to the weather I am practicing for sports day. I am able to get myself changed for P.E and Forest School.</p>
<p style="text-align: center;">Personal and Social Development</p> 	<p style="text-align: center;">Group Games and rules</p>  <p>I am developing my turn taking skills I am talking about our class rules</p>	<p style="text-align: center;">Looking after myself</p>  <p>I am thinking about the correct clothing for the weather I can explore the Year One classroom and make friends with the people who will be in my class next year.</p>
<p style="text-align: center;">Expressive Art & Design</p> 	<p style="text-align: center;">Creative practice</p>  <p>I can create artwork inspired by the world around me. I can work with a variety of tools.</p>	<p style="text-align: center;">Making and building</p>  <p>I am creating my own under the sea themed artwork.</p>
<p style="text-align: center;">Understanding the world</p>  <p>I am learning to compare my experiences to other parts of the world</p>	<p style="text-align: center;">My world</p>  <p>I can talk about the world around me and the changes that happen. I know how to stay safe in different weathers.</p>	<p style="text-align: center;">Under the sea</p>  <p>I can make observations of the world under the sea. I can explore floating and sinking.</p>
<p style="text-align: center;">Communication & Language</p> 	<p style="text-align: center;">Using my voice</p>  <p>I can talk in full sentences. I can be understood when I am talking.</p>	<p style="text-align: center;">Story talk.</p>  <p>I can talk about what I enjoyed in the stories we shared. I can talk about what happens in different parts of the story.</p>