

Let's Celebrate!




Dear Parents,

Welcome back, we hope you all had a lovely half term. This term we will be spending time looking at how we celebrate different winter festivals such as birthdays, Diwali, November 5th (Bonfire Night) and Christmas. We will be remembering times when we have celebrated events and we will be talking about the past including remembrance.

The boxes below explain briefly the areas we will be looking at and some of the work we will be doing which will be incorporated through play and teacher directed activities. As part of this topic, we will begin to look at 'Light and Dark', non-fiction books and we will be writing letters, lists and recipes.

Some of the texts we will be looking at are:



| | | |
|--|---|--|
| <p><u>Understanding of the World</u> Light and Dark Different celebrations such as Birthdays, Remembrance, Bonfire Night, Diwali and Christmas around the world Firework science experiment Finding out about the past Exploring seasons</p> | <p><u>Personal, Social and Emotional Development</u> Safety and rules in different situations Working and creating role play together Remembrance Being thankful</p> | <p><u>Expressive Art & Design</u> Firework art Making poppies Making Diwali puppets Diva lamps Cooking cakes/biscuits Christmas craft Cards & Decorations</p> |
| <p><u>Communication and Language</u> Listening and following instructions Thinking and talking about celebrations Understanding and sequencing stories and events Songs Circle time</p> |  | <p><u>Physical Development</u> Bonfire safety Fine motor skills - Holding pencils correctly, wrapping, Letter and number formations Cutting skills to make poppy wreath Diwali dancing Threading</p> |
| <p><u>Religious Education</u> Exploring Diwali Exploring Christmas Around the World What is Remembrance? What is Christmas like for Christians and others around the world?</p> | <p><u>Mathematics</u> Counting skills & recognising numbers to 5 composition of numbers to 5 Subitising Number bonds to 5 and addition Understanding 'one more' and 'one less' 2D shapes timelines of the day describing position</p> | <p><u>Literacy</u> Story exploration Writing firework sound labels Colour poetry Writing recipes, cards, instructions, invitations, lists and letters.</p> |

Home Learning

I would like to thank you all for your effort with last term's home learning tasks including reading with your children. The children have already made great progress with learning sounds and every read will help this to become more secure.

| | |
|---|--|
| Reading | Your child will continue to bring a home a Little Wandle book each week. It is essential that this is returned each day as we will be using these books in reading sessions. Please do share this book with your child as often as you can. Whilst it may seem a bit repetitive to share the same book multiple times, your child will gain so much confidence from reading with greater fluency each time. Your child will also be bringing other books home with them that they have chosen from our class selection. They may need more support with these as some will contain sounds that they have not yet been taught. At this stage it is really helpful to encourage the children to use the pictures to tell stories. You may like to add a positive or helpful comment in the reading diary but please acknowledge that the book has been read by signing and dating in the comments section. |
| Little Wandle Letters & Sounds | The phonics planning will be in your child's homework book each week. The children can practice these sounds by writing them, finding words that start with them and cutting pictures out of catalogues. The Little Wandle book that your child brings home will only contain sounds that they have already been taught. It would be really useful to support the children in identifying these sounds when reading with them. If you need support in knowing the letter sounds please use the video clip recommended below. |
| Maths | The maths curriculum this term is focussed around full mastery of numbers to 5, including number bonds and subitising to 5. The children will also be learning about 2D shapes and continuing repeating patterns. |

Key questions to ask your child at home:

- **What do we celebrate?**
- **Why does the world get dark?**
- **Who do we remember?**

Useful Websites

www.ictgames.co.uk and www.topmarks.co.uk for Literacy and Maths games.

www.phonicsplay.co.uk Phase 2 and 3 games, blending sounds and words.

Phonics - If you are supporting your child with their phonics at home please visit

<https://www.youtube.com/watch?v=-ksblMiliA8> to ensure you are teaching the pronunciation of the sounds in the same way.

Quick Reminders

- Please can you make sure your child brings in a water bottle and their book bag each day.
- Can the children please always have a coat in school particularly as the British weather is unpredictable.
- Please ensure that your child has a full change of clothes at school at all times. If they bring muddy or wet clothes home, we would be very grateful if these could be returned as soon as possible.

Learning Journeys

As part of the EYFS it is really important for parents to see and contribute to the children's learning journeys. To encourage this, we will be inviting parents into the classroom on the following dates to come and share the children's learning journey books and add in any comments or learning they have done at home, using our 'WOW slips.

Please feel free to pop in from 2.45pm

- Monday 27th November
- Wednesday 29th November

We hope you all have a lovely second term supporting the children in their learning and can see how much they have learnt already.

Please do get in touch with us at any time.

Thank you for your support,

Mrs Boldero and Mrs Perry.














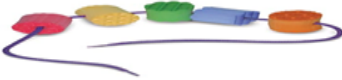
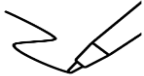








'Let's Celebrate'

Learning Map

What are we doing this term?



| | | |
|---|--|---|
| <p>Literacy</p>  | <p>Stories, poems & Non-fiction Texts</p> <p>LO: I can continue to learn my phase 2 phonemes</p>  | <p>LO: I can write fire work sounds. LO: I can write my news. LO: I can write a letter to Father Christmas.</p>  |
| <p>Maths</p>  | <p>LO: I can explore numbers to 5 LO: I can subitise numbers to 5 LO: I can represent numbers to 5 LO: I can explore 1 more and 1 less LO: I can explore the composition of numbers to 5</p>  | <p>LO: I can explore circles and triangles LO: I can describe position LO: I can explore shapes with 4 sides LO: I can explore shapes in the environment LO: I can talk about time.</p>  |
| <p>Personal, Social and Emotional</p>  | <p>Jigsaw celebrating difference</p> <p>LO: I can talk about what I am thankful for LO: I can tell someone how I feel, using the Mood Monsters. LO: I can participate in a Remembrance event.</p>  | <p>Being thankful for what we have.</p>  |
| <p>Understanding the world</p>  | <p>Celebrations</p> <p>LO: I can talk about Christmas, Diwali and Remembrance.</p>  | <p>Understanding other faiths and the Christmas story</p>  |
| <p>Physical Development</p>  | <p>LO: I can thread LO: I can build using small construction. LO: I can paint and draw using small implements.</p>  | <p>LO: I can write my numbers and letters increasingly neatly, using the correct tripod grip.</p>  |
| <p>Communication & Language</p>  | <p>LO: I can wait for my turn to speak LO: I can share my knowledge. LO: I can expand on my initial contributions.</p>  | <p>LO: I can talk about how I feel</p>  |
| <p>Expressive Art & Design</p>  | <p>LO: I can create Rangoli patterns LO: I can use clay to make a lamp LO: I can use a variety of techniques and materials to make my own artworks.</p>  | <p>LO: I can make Christmas Decorations!</p>  |