


What makes a Great Explorer?

Year 1 and 2 Newsletter Term 5 2024

Dear Parents and Carers,

We hope you all had a lovely Easter break and welcomed in the spring weather with family and friends. In term 5, we will become explorers! We will be using different text to help us understand 'What makes a Great Explorer?'. We will look at some famous explorers including Ernest Shackleton and linking this to coastlines and continents through writing our own narratives and information texts. We will be making sculptures in DT using recyclable resources. In computing we will be learning how to make spreadsheets on the computer. In Maths, we will continue to build our mathematical skills of multiplication and division as well as adding new skills as we explore fractions and statistics.


Some of the texts we will be using for our learning are:



Narrative writing



Postcards



Information texts

If you would like a learning activity to complete at home this term with your child, you could choose from one of these example activities:

- Make a sculpture from recycled materials. Maybe an explorer's ship or a famous building?
- Research an explorer... Where did they go? What did they find?
- Create an explore logo/badge
- Create an informative text for a place you have explored or a new place you have found out about

The learning map attached to this newsletter outlines the areas we will be learning about and some of the work we will be doing in teacher-focussed activities and group work.

Helping to enrich our topics





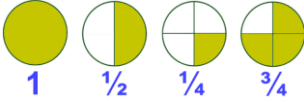











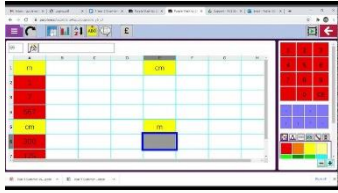






It is always great to have items that support our topic, so if anyone has any items that may help us with any of the work above that we could borrow, we would love to see them. We will have a topic-based 'show and tell' weekly on a Friday, see below the slot for your child.

Week 1 Friday 26th April - Year 1 boys

Week 2 Friday 3rd May - Year 2 girls

Week 3 Friday 10th May - Year 1 girls

Week 4 Friday 17th May - Year 2 boys

Literacy	 <p>Narrative writing</p>	 <p>Postcards</p>	 <p>Information texts</p>
Maths	<p>Y1 Multiplication & division Y2 Statistics</p> 	<p>Fractions</p> 	<p>Y1 Place value withn 100 Y2 Problem Solving</p> 
Science	<p>Observe</p> 	<p>Habitats</p> 	<p>Questioning</p> 
Geography		<p>What do we find on the coast? Why is it changing?</p>	
History		<p>Who discovered where? Explorers around the world.</p>	
Music		<p>Explore different periods of music</p>	
ICT		<p>Spreadsheets</p>	
PSHE		<p>Relationships</p>	
DT		<p>Sculptures and recycled materials</p>	
RE		<p>Who is a Muslim and how do they live? (part 2)</p>	

Home Learning

Reading	<p>Please read with your child at least three times a week, even if it is just for 5 minutes. When reading with your child, please acknowledge the fact that the book has been read by <u>signing and dating in the reading record book</u>.</p> <p>During reading sessions, please discuss the story with your child and ask them questions about what they are reading. These questions will help to develop their understanding of what they are reading as comprehension and discussion are key reading skills in Year 1 and 2. Little Wandle Phonics books will be changed every Monday. If your child does not return the previous weeks book, they will not be sent home with a change of book the next week. Beyond this, children will be on a coloured reading phase and can change these as frequently as they need to.</p>
Phonics and Spellings	<p>Most children in Cherry Class will be reviewing the phonic sounds they have been learning over the past few terms.</p> <p>Some further Phonics activities for you to use at home:</p> <p>Mr. Thorne Does Phonics http://www.youtube.com/user/breakthruchris http://www.mrthorne.com/</p> <p>If you are unsure how to correctly pronounce any of the sounds go to Mr. Thorne Does Phonics where you can watch videos of Mr. Thorne or his friend Geraldine the Giraffe teach the sound and discuss words including it. He also has apps for Android and Apple available.</p> <p>Phonics Play www.phonicsplay.co.uk</p> <p>This is a very popular website we use regularly in our phonics lessons. The children will be familiar with the website and its games. Some of our favourite games are:</p> <ul style="list-style-type: none">• Flashcards• Buried Treasure• Dragons Den• Picnic on Pluto• Reading Robot <p>Spellings</p> <p>Children will be tested on their weekly spellings on a Friday. Please find the words in the spelling overview and practise these at home as much as possible.</p>

Useful information and reminders:

- Please can you make sure your child brings in a **water bottle** and their **book bag** each day.
- The children will need a **named coat and hat** as the weather starts to get a bit warmer (hopefully!)
- Our PE days are **Mondays and Fridays**. Please ensure your child's kit consists of shorts/trousers, t-shirt, jumper and trainers or plimsolls.

We hope you all have lovely term supporting the children in their learning.

Thank you for your support.

Mrs Pike, Mrs Fry and Mrs Nevill