



'The Great Fire of London'

Cherry Class Newsletter Term 1 2024/2025

Dear Cherry Class Families,

Welcome back, We hope everybody had a great summer holidays. This term we will be starting our new topic of The Great Fire of London. We will begin the term looking at London and how it has changed through history and we will be looking at the events of the Great Fire and closely about how people lived at that time. We will also be looking at historical figures such as Samuel Pepys.

Some of the key texts we will be using for our learning are:



Questions to ask at home:

- When was the Great Fire of London?
- How is London different today than it was in that time?
- Why did the fire spread so quickly?
- What equipment is inside a fire engine?
- How would you call the fire brigade if you needed them?






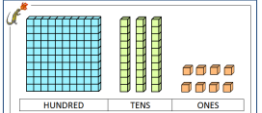








Home Learning Tasks


You could have a go at some of these at home:

- Make some bread or cakes with your family, just like they would have done in the Pudding Lane Bakery.
- Find out about houses in 1666 – what caused them to catch fire so quickly? Were there any other reasons that the fire spread?
- Could you design your own fire engine using your own building materials at home? (lego, junk modelling, building blocks etc.) take a photo of your creations and let us see how you got on!

The learning map attached to this newsletter outlines the areas we will be learning about and some of the work we will be doing in teacher-focused activities and group work.

Term 1 Learning Map

<p>Literacy</p> 			
<p>Maths</p> 	<p>Number and place value</p> 	<p>Addition</p> 	<p>Subtraction</p> 
<p>Science</p> 	<p style="text-align: center;">Seasonal changes</p> <ul style="list-style-type: none"> Observe changes across the four seasons Observe and describe weather associated with the seasons and how day length varies. 		
<p>History</p> 	<p style="text-align: center;">How do we know so much about what happened in the Great Fire of London?</p> <ul style="list-style-type: none"> To know and order events surrounding the Fire of London. <ul style="list-style-type: none"> To know vocabulary to describe the passing of time. To know how the Fire of London has impacted on modern life. <ul style="list-style-type: none"> To know which sources are reliable. 		
<p>Music</p> 	<p style="text-align: center;">Exploring percussion</p> <ul style="list-style-type: none"> To know what a pulse is To know the names of some different musical instruments To know how to improvise using percussion instruments 		
<p>ICT</p> 	<p style="text-align: center;">Online Safety</p> <ul style="list-style-type: none"> To log in safely and understand why that is important. To create an avatar and to understand what this is and how it is used. <ul style="list-style-type: none"> To be able to create a picture and add their own name to it. <p style="text-align: center;">Effective searching</p> <ul style="list-style-type: none"> To understand the terminology associated with the Internet and searching. <ul style="list-style-type: none"> To gain a better understanding of searching the internet 		
<p>PSHE</p> 	<p style="text-align: center;">Being Me in My World</p> <ul style="list-style-type: none"> To know that the choices I make have consequences <ul style="list-style-type: none"> To know that I have responsibilities at school To know how to make my class a safe place to learn To recognise how it feels to be proud of my achievements 		
<p>DT</p> 	<p style="text-align: center;">Building structures</p> <ul style="list-style-type: none"> To know that structures can be made by joining simple objects. <ul style="list-style-type: none"> To know the names of different tools. To know that materials need to be planned and measured to create accurate structures. To know that designs are needed to create accurate final products. 		

<p>RE</p> 	<p style="text-align: center;">What does it mean to belong to a faith community?</p> <p><u>Make sense of belief:</u></p> <ul style="list-style-type: none"> • Recognise that loving others is important in lots of communities • Say simply what Jesus and one other religious leader taught about loving other people <p><u>Understand the impact:</u></p> <ul style="list-style-type: none"> • Give an account of what happens at a traditional Christian and Jewish or Muslim welcome ceremony, and suggest what the actions and symbols mean • Identify at least two ways people show they love each other and belong to each other when they get married (Christian and/or Jewish and non-religious) <p><u>Make connections:</u></p> <ul style="list-style-type: none"> • Give examples of ways in which people express their identity and belonging within faith communities and other communities, responding sensitively to differences • Talk about what they think is good about being in a community, for people in faith communities and for themselves, giving a good reason for their ideas
<p>PE</p>	<p style="text-align: center;">Attack, Defend, Shoot</p> <ul style="list-style-type: none"> • Head – Select the most appropriate skill to move forward. • Hand – Can send a variety of different sizes and shaped balls. • Heart – Work with a partner and in small groups to develop specific skills.

Home Learning

<p>Reading</p>	<p>Please read with your child at least three times a week, even if it is just for 5 minutes. When reading with your child, please acknowledge the fact that the book has been read by recording this on Boom Reader.</p> <p>During reading sessions, please discuss the story with your child and ask them questions about what they are reading. These questions will help to develop their understanding of what they are reading as comprehension and discussion are key reading skills in Year 1 and 2. Children are encouraged regularly to change their books regularly, please can you help remind your child when their books need changing.</p>
<p>Phonics Year 1</p>	<p>Attached to the newsletter you will find our Weekly Phonics overview- please read through these words with your child at home to supplement the Phonics teaching we will be completing in class.</p>
<p>Maths</p>	<p>Maths homework will be set from a new CPG book. It will be set on a Friday and need to be returned on the following Friday. The children can bring it back in whenever they have finished it during that week and put it in the 'finished homework' box.</p>
<p>Spelling</p>	<p>We will not be setting weekly Spellings.</p> <p>Year 1: please practice spelling their Phonics words from the weekly Phonics sheets.</p> <p>Year 2: please look out for spelling lists coming home soon.</p>

Helping to enrich our topics

It is always great to have items that support our topic, so if anyone has any items that may help us with any of the work above that we could borrow, we would love to see them. We will have a topic-based 'show and tell' weekly on a Friday, see below the slot for your child.

Week 1 Friday 13th September - Year 1 boys

Week 2 Friday 20th September - Year 2 girls

Week 3 Friday 27th September - Year 1 girls

Week 4 Friday 4th October - Year 2 boys

Useful information and reminders:

- Please can you make sure your child brings in a **water bottle** and their **book bag** each day.
- The children will need a **named coat or sun hat** depending on the weather.
- Our PE day is **Fridays**. Please ensure your child's PE kit consists of shorts/trousers, t-shirt, jumper and trainers or plimsolls.

We hope you all have lovely term supporting the children in their learning.

Thank you for your support.

Mrs Pike and Mrs Fry